

MX RONDÔNIA - 3a Etapa

Classificado por voltas

IMPORTADA INICIANTES

São Felipe D'Oeste/RO 0,850 Km

Corrida

23/06/2024 11:30

Corrida iniciado em 11:01:13

POS	NUM	PILOTO	CATEGORIA	VOLTAS	DIF LÍDER	MOTO	CIDADE	PATROCINADOR/EQUIPE
1	69	MICHEL DELLA LIBERA	IMP INIC	12		HONDA	PRIMAVERA DE ROND	
2	989	ROGÉRIO NEPOMUCEN	IMP INIC	12	0.504	HONDA	ROLIM DE MOURA	
3	179	GABRIEL HORT	IMP INIC	12	41.916	YAMAHA	CEREJEIRAS	OFICINA ADRENALINA MOTOS
4	31	JOÃO HELI	IMP INIC	12	46.619	HONDA	ALTO PARAÍSO	FAZENDA OURO VERDE
5	427	RAFAEL HENRIQUE	IMP INIC	12	46.821	YAMAHA	VILHENA	ACADEMIA ATLÉTICA FITNESS
6	33	SIDNEI VIEIRA	IMP INIC	12	1:03.203	HONDA	ARIQUEMES	VOLMAQ PEÇAS E SERVIÇOS
7	55	VITOR HUGO	IMP INIC	11	1 Volta	KAWASAKI	PRESIDENTE MÉDICE	VIDRAÇARIA E MAMORARIA PRIMEIRA LINHA-PARÁ DIESEL
8	22	FERNANDO HENRIQUE	IMP INIC	10	2 Voltas	KAWASAKI	ESPIGÃO D'OESTE	BOM AR REFRIGERAÇÃO-JF MADEIRAS
9	234	CLAUDEMIR CARDOSO	IMP INIC	10	2 Voltas	KAWASAKI	JI-PARANÁ	MX CONSTRUTORA-ENZO EMPREDIMENTOS
10	164	WILIAM SILVA	IMP INIC	9	3 Voltas	YAMAHA	ESPIGÃO D'OESTE	
11	90	MATEUS CALAIS	IMP INIC	9	3 Voltas	HONDA	SÃO MIGUEL DO GUA	
12	84	JAMES CARL	IMP INIC	7	5 Voltas	KTM	ALTA FLORESTA D OE	APOIO RURAL AGRONEGÓCIOS-CFC SEG. DO TRABALHO-SK/

Não classificado (50% = 6 Voltas)

675	MATEUS SANTIAGO	IMP INIC	3	9 Voltas	KAWASAKI	CEREJEIRAS	
406	WILLIAN OLIVEIRA	IMP INIC	1	1 Voltas	YAMAHA	CACOAL	WANDIR TRATORES

Margem da Vitoria

velocidade Media

Tempo Melhor volta

Melhor Veloc.

Melhor Volta por..

0.504

42,346

1:05.333

46,837

989 - ROGÉRIO NEPOMUCENO

Cronometragem: MARCOS A. MANCINI - www.mancini.esp.br

Orbits

MX RONDÔNIA - 3a Etapa

IMPORTADA INICIANTES

São Felipe D'Oeste/RO 0,850 Km

Corrida

23/06/2024 11:30

Corrida iniciado em 11:01:13

Lap	Lap Tm	Diff	Time of Day
(69) MICHEL DELLA LIBERA			
1	1:05.554		11:03:19.256
2	1:06.747	+1.193	11:04:26.003
3	1:07.762	+2.208	11:05:33.765
4	1:08.037	+2.483	11:06:41.802
5	1:09.541	+3.987	11:07:51.343
6	1:11.985	+6.431	11:09:03.328
7	1:07.222	+1.668	11:10:10.550
8	1:06.534	+0.980	11:11:17.084
9	1:05.869	+0.315	11:12:22.953
10	1:05.954	+0.400	11:13:28.907
11	1:06.425	+0.871	11:14:35.332
12	1:05.680	+0.126	11:15:41.012

Lap	Lap Tm	Diff	Time of Day
(989) ROGÉRIO NEPOMUCENO			
1	1:05.970	+0.637	11:03:22.079
2	1:10.601	+5.268	11:04:32.680
3	1:06.402	+1.069	11:05:39.082
4	1:05.333		11:06:44.415
5	1:07.775	+2.442	11:07:52.190
6	1:09.494	+4.161	11:09:01.684
7	1:08.406	+3.073	11:10:10.090
8	1:07.108	+1.775	11:11:17.198
9	1:06.830	+1.497	11:12:24.028
10	1:05.791	+0.458	11:13:29.819
11	1:06.112	+0.779	11:14:35.931
12	1:05.585	+0.252	11:15:41.516

Lap	Lap Tm	Diff	Time of Day
(179) GABRIEL HORT			
1	1:05.809		11:03:21.209
2	1:18.116	+12.307	11:04:39.325
3	1:12.930	+7.121	11:05:52.256
4	1:08.633	+2.824	11:07:00.888
5	1:11.791	+5.982	11:08:12.679
6	1:11.102	+5.293	11:09:23.781
7	1:12.695	+6.886	11:10:36.476
8	1:09.370	+3.561	11:11:45.846
9	1:08.339	+2.530	11:12:54.185
10	1:09.240	+3.431	11:14:03.425
11	1:09.931	+4.122	11:15:13.356
12	1:09.572	+3.763	11:16:22.928

Lap	Lap Tm	Diff	Time of Day
(31) JOÃO HELI			
1	1:09.337	+0.048	11:03:29.502
2	1:10.590	+1.301	11:04:40.092
3	1:11.038	+1.749	11:05:51.130
4	1:09.289		11:07:00.419
5	1:12.255	+2.966	11:08:12.674
6	1:12.499	+3.210	11:09:25.173
7	1:13.665	+4.376	11:10:38.838
8	1:09.445	+0.156	11:11:48.283
9	1:09.745	+0.456	11:12:58.028
10	1:09.433	+0.144	11:14:07.461
11	1:09.437	+0.148	11:15:16.898
12	1:10.733	+1.444	11:16:27.631

Lap	Lap Tm	Diff	Time of Day
(427) RAFAEL HENRIQUE			
1	1:11.664	+5.031	11:03:35.315
2	1:10.180	+3.547	11:04:45.495
3	1:09.934	+3.301	11:05:55.429
4	1:07.482	+0.849	11:07:02.911
5	1:10.471	+3.838	11:08:13.382
6	1:11.068	+4.435	11:09:24.450
7	1:13.120	+6.487	11:10:37.570
8	1:09.174	+2.541	11:11:46.744

Lap	Lap Tm	Diff	Time of Day
9	1:09.227	+2.594	11:12:55.971
10	1:12.256	+5.623	11:14:08.227
11	1:12.973	+6.340	11:15:21.200
12	1:06.633		11:16:27.833

Lap	Lap Tm	Diff	Time of Day
(33) SIDNEI VIEIRA			
1	1:20.714	+11.659	11:03:42.167
2	1:16.471	+7.416	11:04:58.638
3	1:09.254	+0.199	11:06:07.892
4	1:09.169	+0.114	11:07:17.061
5	1:09.556	+0.501	11:08:26.617
6	1:09.676	+0.621	11:09:36.293
7	1:10.099	+1.044	11:10:46.392
8	1:11.005	+1.950	11:11:57.397
9	1:11.249	+2.194	11:13:08.646
10	1:09.055		11:14:17.701
11	1:10.585	+1.530	11:15:28.286
12	1:15.929	+6.874	11:16:44.215

Lap	Lap Tm	Diff	Time of Day
(55) VITOR HUGO			
1	1:15.239		11:03:44.460
2	1:17.239	+2.000	11:05:01.699
3	1:16.672	+1.433	11:06:18.371
4	1:17.748	+2.509	11:07:36.119
5	1:17.752	+2.513	11:08:53.871
6	1:25.659	+10.420	11:10:19.530
7	1:20.004	+4.765	11:11:39.534
8	1:20.034	+4.795	11:12:59.568
9	1:20.537	+5.298	11:14:20.105
10	1:18.657	+3.418	11:15:38.762
11	1:19.250	+4.011	11:16:58.012

Lap	Lap Tm	Diff	Time of Day
(22) FERNANDO HENRIQUE			
1	1:13.995		11:03:38.275
2	1:38.238	+24.243	11:05:16.513
3	1:23.126	+9.131	11:06:39.639
4	1:23.877	+9.882	11:08:03.516
5	1:16.687	+2.692	11:09:20.203
6	1:23.139	+9.144	11:10:43.342
7	1:16.181	+2.186	11:11:59.523
8	1:19.339	+5.344	11:13:18.862
9	1:20.532	+6.537	11:14:39.394
10	1:20.928	+6.933	11:16:00.322

Lap	Lap Tm	Diff	Time of Day
(234) CLAUDEMIR CARDOSO			
1	1:21.335		11:03:53.839
2	1:22.703	+1.368	11:05:16.542
3	1:23.582	+2.247	11:06:40.124
4	1:22.470	+1.135	11:08:02.594
5	1:22.962	+1.627	11:09:25.556
6	1:22.168	+0.833	11:10:47.724
7	1:21.350	+0.015	11:12:09.074
8	1:24.436	+3.101	11:13:33.510
9	1:23.587	+2.252	11:14:57.097
10	1:23.560	+2.225	11:16:20.657

Lap	Lap Tm	Diff	Time of Day
(164) WILIAM SILVA			
1	1:21.110		11:03:52.736
2	1:23.346	+2.236	11:05:16.082
3	1:22.581	+1.471	11:06:38.663
4	1:30.193	+9.083	11:08:08.856
5	1:31.680	+10.570	11:09:40.536
6	1:30.637	+9.527	11:11:11.173
7	1:31.817	+10.707	11:12:42.990
8	1:34.195	+13.085	11:14:17.185
9	1:32.865	+11.755	11:15:50.050

Lap	Lap Tm	Diff	Time of Day
(90) MATEUS CALAIS			
1	1:30.440	+3.720	11:04:06.359
2	1:27.067	+0.347	11:05:33.426
3	1:31.309	+4.589	11:07:04.735
4	1:28.232	+1.512	11:08:32.967
5	1:28.376	+1.656	11:10:01.343
6	1:36.527	+9.807	11:11:37.870
7	1:32.934	+6.214	11:13:10.804
8	1:31.792	+5.072	11:14:42.596
9	1:26.720		11:16:09.316

Lap	Lap Tm	Diff	Time of Day
(84) JAMES CARL			
1	1:17.483		11:03:48.064
2	1:21.861	+4.378	11:05:09.925
3	1:19.519	+2.036	11:06:29.444
4	1:21.397	+3.914	11:07:50.841
5	1:28.123	+10.640	11:09:18.964
6	1:21.975	+4.492	11:10:40.939
7	1:22.947	+5.464	11:12:03.886

Lap	Lap Tm	Diff	Time of Day
(675) MATEUS SANTIAGO			
1	1:18.993	+0.816	11:03:46.833
2	1:25.977	+7.800	11:05:12.810
3	1:18.177		11:06:30.987

Lap	Lap Tm	Diff	Time of Day
(406) WILLIAN OLIVEIRA			
1	1:06.287		11:03:23.599

MX RONDÔNIA - 3a Etapa

IMPORTADA INICIANTES

São Felipe D'Oeste/RO 1,000 Km

Treino Cronometrado

22/06/2024 13:30

Qualificação iniciado em 14:59:24

Lap	Lap Tm	Diff	Time of Day
(989) ROGÉRIO NEPOMUCENO			
1	1:12.473	+5.943	15:01:29.508
2	1:09.363	+2.833	15:02:38.871
3	1:49.688	+43.158	15:04:28.559
4	1:13.163	+6.633	15:05:41.722
5	1:14.391	+7.861	15:06:56.113
6	1:08.461	+1.931	15:08:04.574
7	1:06.530		15:09:11.104
8	1:09.614	+3.084	15:10:20.718
9	1:12.297	+5.767	15:11:33.015
10	1:07.144	+0.614	15:12:40.159
11	1:09.767	+3.237	15:13:49.926
12	1:08.356	+1.826	15:14:58.282

Lap	Lap Tm	Diff	Time of Day
(406) WILLIAN OLIVEIRA			
1	1:12.801	+3.710	15:02:41.243
2	1:11.657	+2.566	15:03:52.900
3	1:11.543	+2.452	15:05:04.443
4	1:10.415	+1.324	15:06:14.858
5	1:09.091		15:07:23.949
6	1:10.252	+1.161	15:08:34.201
7	1:52.136	+43.045	15:10:26.337
8	1:11.003	+1.912	15:11:37.340
9	1:09.234	+0.143	15:12:46.574
10	1:33.935	+24.844	15:14:20.509
11	1:09.698	+0.607	15:15:30.207

Lap	Lap Tm	Diff	Time of Day
(31) JOÃO HELI			
1	1:19.697	+8.553	15:02:05.305
2	1:18.786	+7.642	15:03:24.091
3	1:13.671	+2.527	15:04:37.762
4	1:11.942	+0.798	15:05:49.704
5	1:19.399	+8.255	15:07:09.103
6	1:11.313	+0.169	15:08:20.416
7	1:11.144		15:09:31.560

Lap	Lap Tm	Diff	Time of Day
(69) MICHEL DELLA LIBERA			
1	1:15.173	+3.926	15:01:50.331
2	1:12.381	+1.134	15:03:02.712
3	1:14.632	+3.385	15:04:17.344
4	1:20.670	+9.423	15:05:38.014
5	1:15.184	+3.937	15:06:53.198
6	1:15.988	+4.741	15:08:09.186
7	1:13.457	+2.210	15:09:22.643
8	1:11.247		15:10:33.890
9	1:16.593	+5.346	15:11:50.483

Lap	Lap Tm	Diff	Time of Day
(179) GABRIEL HORT			
1	1:22.289	+4.301	15:02:00.328
2	1:19.103	+1.115	15:03:19.431
3	4:10.542	+2:52.554	15:07:29.973
4	1:28.676	+10.688	15:08:58.649
5	1:17.988		15:10:16.637
6	1:19.471	+1.483	15:11:36.108
7	1:19.303	+1.315	15:12:55.411

Lap	Lap Tm	Diff	Time of Day
(55) VITOR HUGO			
1	1:24.603	+2.008	15:01:58.277
2	1:22.595		15:03:20.872
3	1:23.230	+0.635	15:04:44.102
4	1:23.847	+1.252	15:06:07.949
5	1:25.866	+3.271	15:07:33.815
6	1:27.742	+5.147	15:09:01.557
7	1:23.419	+0.824	15:10:24.976
8	1:24.061	+1.466	15:11:49.037

Lap	Lap Tm	Diff	Time of Day
9	1:23.993	+1.398	15:13:13.030
10	1:26.609	+4.014	15:14:39.639

Lap	Lap Tm	Diff	Time of Day
(22) FERNANDO HENRIQUE			
1	1:33.206	+7.654	15:02:31.226
2	1:26.104	+0.552	15:03:57.330
3	1:25.552		15:05:22.882
4	1:27.548	+1.996	15:06:50.430
5	1:31.092	+5.540	15:08:21.522
6	2:19.696	+54.144	15:10:41.218
7	1:32.890	+7.338	15:12:14.108

Lap	Lap Tm	Diff	Time of Day
(675) MATEUS SANTIAGO			
1	1:30.730	+3.254	15:02:32.458
2	1:30.253	+2.777	15:04:02.711
3	1:27.476		15:05:30.187
4	2:01.309	+33.833	15:07:31.496
5	2:48.979	+1:21.503	15:10:20.475
6	1:43.015	+15.539	15:12:03.490

Lap	Lap Tm	Diff	Time of Day
(134) HENRIQUE RODRIGUES			
1	1:27.576		15:02:04.834
2	1:44.241	+16.665	15:03:49.075
3	1:31.168	+3.592	15:05:20.243

Lap	Lap Tm	Diff	Time of Day
(84) JAMES CARL			
1	1:27.692		15:02:20.602
2	1:29.285	+1.593	15:03:49.887
3	1:32.532	+4.840	15:05:22.419
4	1:29.399	+1.707	15:06:51.818
5	1:32.074	+4.382	15:08:23.892

Lap	Lap Tm	Diff	Time of Day
(414) JEAN BENEVIDES			
1	1:33.675	+5.172	15:02:30.320
2	1:36.270	+7.767	15:04:06.590
3	1:34.405	+5.902	15:05:40.995
4	1:30.812	+2.309	15:07:11.807
5	1:28.961	+0.458	15:08:40.768
6	1:28.503		15:10:09.271
7	1:29.810	+1.307	15:11:39.081
8	1:29.875	+1.372	15:13:08.956

Lap	Lap Tm	Diff	Time of Day
(90) MATEUS CALAIS			
1	1:35.219	+5.759	15:02:46.481
2	1:29.460		15:04:15.941
3	1:31.800	+2.340	15:05:47.741
4	1:34.669	+5.209	15:07:22.410
5	1:33.005	+3.545	15:08:55.415

Lap	Lap Tm	Diff	Time of Day
(164) WILLIAM SILVA			
1	1:32.316	+2.699	15:02:26.850
2	1:29.617		15:03:56.467
3	1:29.785	+0.168	15:05:26.252

Lap	Lap Tm	Diff	Time of Day
(26) ANDRÉ SPESIA			
1	1:38.322		15:02:28.427
2	1:40.039	+1.717	15:04:08.466
3	1:40.073	+1.751	15:05:48.539

MX RONDÔNIA - 3a Etapa

Classificado pela melhor volta

IMPORTADA INICIANTES

São Felipe D'Oeste/RO 1,000 Km

Treino Cronometrado

22/06/2024 13:30

Qualificação iniciado em 14:59:24

POS	NUM	PILOTO	CATEGORIA	M. TEMPO	DIF LÍDER	MOTO	CIDADE	PATROCINADOR/EQUIPE
1	989	ROGÉRIO NEPOMUCENO	IMP INIC	1:06.530		HONDA	ROLIM DE MOUR	
2	406	WILLIAN OLIVEIRA	IMP INIC	1:09.091	2.561	YAMAHA	CACOAL	WANDIR TRATORES
3	31	JOÃO HELI	IMP INIC	1:11.144	4.614	HONDA	ALTO PARAÍSO	FAZENDA OURO VERDE
4	69	MICHEL DELLA LIBERA	IMP INIC	1:11.247	4.717	HONDA	PRIMAVERA DE R	
5	179	GABRIEL HORT	IMP INIC	1:17.988	11.458	YAMAHA	CEREJEIRAS	OFICINA ADRENALINA MOTOS
6	55	VITOR HUGO	IMP INIC	1:22.595	16.065	KAWASAKI	PRESIDENTE MÉC	VIDRAÇARIA E MAMORARIA PRIMEIRA LINHA
7	22	FERNANDO HENRIQUE	IMP INIC	1:25.552	19.022	KAWASAKI	ESPIGÃO D'OEST	BOM AR REFRIGERAÇÃO-JF MADEIRAS
8	675	MATEUS SANTIAGO	IMP INIC	1:27.476	20.946	KAWASAKI	CEREJEIRAS	
9	134	HENRIQUE RODRIGUES	IMP INIC	1:27.576	21.046	KAWASAKI	ESPIGÃO D'OEST	NENHUM
10	84	JAMES CARL	IMP INIC	1:27.692	21.162	KTM	ALTA FLORESTA D	APOIO RURAL AGRONEGÓCIOS-CFC SEG. DO
11	414	JEAN BENEVIDES	IMP INIC	1:28.503	21.973	HONDA	ESPIGÃO D'OEST	
12	90	MATEUS CALAIS	IMP INIC	1:29.460	22.930	HONDA	SÃO MIGUEL DO	
13	164	WILIAM SILVA	IMP INIC	1:29.617	23.087	YAMAHA	ESPIGÃO D'OEST	
14	26	ANDRÉ SPESIA	IMP INIC	1:38.322	31.792	KAWASAKI	ESPIGÃO D'OEST	

MX RONDÔNIA - 3a Etapa

IMPORTADA MX3

São Felipe D'Oeste/RO 0,850 Km

Corrida

23/06/2024 12:30

Corrida iniciado em 11:44:26

Lap	Lap Tm	Diff	Time of Day
(9) GIVANILDO CANDIOTTO			
1	1:03.710		11:46:31.196
2	1:03.809	+0.099	11:47:35.005
3	1:04.447	+0.737	11:48:39.452
4	1:04.401	+0.691	11:49:43.853
5	1:05.175	+1.465	11:50:49.028
6	1:06.354	+2.644	11:51:55.382
7	1:05.467	+1.757	11:53:00.849
8	1:05.737	+2.027	11:54:06.586
9	1:05.465	+1.755	11:55:12.051
10	1:05.620	+1.910	11:56:17.671
11	1:06.001	+2.291	11:57:23.672
12	1:06.624	+2.914	11:58:30.296
13	1:08.466	+4.756	11:59:38.762
14	1:07.470	+3.760	12:00:46.232
15	1:06.413	+2.703	12:01:52.645

(961) DIEGO FERRARI			
1	1:03.194		11:46:29.281
2	1:15.561	+12.367	11:47:44.842
3	1:05.036	+1.842	11:48:49.878
4	1:05.755	+2.561	11:49:55.633
5	1:04.436	+1.242	11:51:00.069
6	1:04.729	+1.535	11:52:04.798
7	1:07.214	+4.020	11:53:12.012
8	1:05.459	+2.265	11:54:17.471
9	1:06.233	+3.039	11:55:23.704
10	1:06.638	+3.444	11:56:30.342
11	1:06.102	+2.908	11:57:36.444
12	1:05.771	+2.577	11:58:42.215
13	1:06.838	+3.644	11:59:49.053
14	1:05.784	+2.590	12:00:54.837
15	1:05.879	+2.685	12:02:00.716

(77) ITAMAR TADEU			
1	1:06.161	+0.018	11:46:38.819
2	1:07.831	+1.688	11:47:46.650
3	1:06.143		11:48:52.793
4	1:06.909	+0.766	11:49:59.702
5	1:06.626	+0.483	11:51:06.328
6	1:07.977	+1.834	11:52:14.305
7	1:08.115	+1.972	11:53:22.420
8	1:09.888	+3.745	11:54:32.308
9	1:07.263	+1.120	11:55:39.571
10	1:09.046	+2.903	11:56:48.617
11	1:08.494	+2.351	11:57:57.111
12	1:08.642	+2.499	11:59:05.753
13	1:08.320	+2.177	12:00:14.073
14	1:09.817	+3.674	12:01:23.890
15	1:11.400	+5.257	12:02:35.290

(993) TONYSON FÁBIO			
1	1:11.478	+3.305	11:46:44.841
2	1:08.674	+0.501	11:47:53.515
3	1:08.375	+0.202	11:49:01.890
4	1:08.692	+0.519	11:50:10.582
5	1:08.589	+0.416	11:51:19.171
6	1:09.052	+0.879	11:52:28.223
7	1:08.332	+0.159	11:53:36.555
8	1:09.173	+1.000	11:54:45.728
9	1:08.188	+0.015	11:55:53.916
10	1:09.128	+0.955	11:57:03.044
11	1:08.183	+0.010	11:58:11.227
12	1:08.250	+0.077	11:59:19.477
13	1:08.173		12:00:27.650

Lap	Lap Tm	Diff	Time of Day
14	1:08.333	+0.160	12:01:35.983
15	1:10.058	+1.885	12:02:46.041
(6) VANDERLEI JUNIOR			
1	1:08.575	+0.822	11:46:40.258
2	1:07.753		11:47:48.011
3	1:08.196	+0.443	11:48:56.207
4	1:09.855	+2.102	11:50:06.062
5	1:10.882	+3.129	11:51:16.944
6	1:10.154	+2.401	11:52:27.098
7	1:08.380	+0.627	11:53:35.478
8	1:08.613	+0.860	11:54:44.091
9	1:08.812	+1.059	11:55:52.903
10	1:09.236	+1.483	11:57:02.139
11	1:07.820	+0.067	11:58:09.959
12	1:08.477	+0.724	11:59:18.436
13	1:08.660	+0.907	12:00:27.096
14	1:10.959	+3.206	12:01:38.055
15	1:24.103	+16.350	12:03:02.158

(217) JONAS NETO			
1	1:14.838	+0.862	11:46:56.553
2	1:13.976		11:48:10.529
3	1:15.433	+1.457	11:49:25.962
4	1:19.301	+5.325	11:50:45.263
5	1:16.484	+2.508	11:52:01.747
6	1:15.421	+1.445	11:53:17.168
7	1:17.178	+3.202	11:54:34.346
8	1:17.165	+3.189	11:55:51.511
9	1:17.084	+3.108	11:57:08.595
10	1:15.061	+1.085	11:58:23.656
11	1:14.801	+0.825	11:59:38.457
12	1:17.749	+3.773	12:00:56.206
13	1:16.021	+2.045	12:02:12.227

(157) CLAUDINEY CARDOSO			
1	1:16.215	+1.585	11:46:56.054
2	1:16.174	+1.544	11:48:12.228
3	1:15.140	+0.510	11:49:27.368
4	1:14.630		11:50:41.998
5	1:16.906	+2.276	11:51:58.904
6	1:15.846	+1.216	11:53:14.750
7	1:18.000	+3.370	11:54:32.750
8	1:17.429	+2.799	11:55:50.179
9	1:16.928	+2.298	11:57:07.107
10	1:15.978	+1.348	11:58:23.085
11	1:18.056	+3.426	11:59:41.141
12	1:17.186	+2.556	12:00:58.327
13	1:17.107	+2.477	12:02:15.434

(33) SIDNEI VIEIRA			
1	1:10.488	+1.491	11:46:45.939
2	1:10.099	+1.102	11:47:56.038
3	1:09.151	+0.154	11:49:05.189
4	1:08.997		11:50:14.186
5	1:11.133	+2.136	11:51:25.319
6	1:10.935	+1.938	11:52:36.254
7	1:12.311	+3.314	11:53:48.565
8	1:10.690	+1.693	11:54:59.255
9	1:13.347	+4.350	11:56:12.602
10	1:15.723	+6.726	11:57:28.325
11	1:18.715	+9.718	11:58:47.040

(427) RAFAEL HENRIQUE			
1	1:17.997	+11.043	11:46:52.508
2	1:08.458	+1.504	11:48:00.966

MX RONDÔNIA - 3a Etapa

Classificado por voltas

IMPORTADA MX3

São Felipe D'Oeste/RO 0,850 Km

Corrida

23/06/2024 12:30

Corrida iniciado em 11:44:26

POS	NUM	PILOTO	CATEGORIA	VOLTAS	DIF LÍDER	MOTO	CIDADE	PATROCINADOR/EQUIPE
1	9	GIVANILDO CANDIOTT	IMP MX3	15		YAMAHA	VILHENA	LDG
2	961	DIEGO FERRARI	IMP MX3	15	8.071	KAWASAKI	ESPIGÃO D'OESTE	GEAN MOTOS
3	77	ITAMAR TADEU	IMP MX3	15	42.645	KTM	CACOAL	ITFMULTIMARCAS
4	993	TONYSON FÁBIO	IMP MX3	15	53.396	YAMAHA	CACOAL	IMOBILIÁRIA STECCA & CASTRO
5	6	VANDERLEI JUNIOR	IMP MX3	15	1:09.513	YAMAHA	ROLIM DE MOURA	POSTO MAIS
6	217	JONAS NETO	IMP MX3	13	2 Voltas	HUSQVARNA	ARIQUEMES	NK RACING-CENTRAL TRANSPORTE
7	157	CLAUDINEY CARDOSO	IMP MX3	13	2 Voltas	YAMAHA	JI-PARANÁ	
8	33	SIDNEI VIEIRA	IMP MX3	11	4 Voltas	HONDA	ARIQUEMES	VOLMAQ PEÇAS E SERVIÇOS
Não classificado (50% = 7 Voltas)								
	427	RAFAEL HENRIQUE	IMP MX3	4	1 Voltas	YAMAHA	VILHENA	ACADEMIA ATLÉTICA FITNESS

Margem da Vitoria

velocidade Media

Tempo Melhor volta

Melhor Veloc.

Melhor Volta por..

8.071

43,882

1:03.194

48,422

961 - DIEGO FERRARI

Cronometragem: MARCOS A. MANCINI - www.mancini.esp.br

Orbits

MX RONDÔNIA - 3a Etapa

IMPORTADA MX3

São Felipe D'Oeste/RO 1,000 Km

Treino Cronometrado

22/06/2024 14:30

Qualificação iniciado em 15:35:12

Lap	Lap Tm	Diff	Time of Day	Lap	Lap Tm	Diff	Time of Day	Lap	Lap Tm	Diff	Time of Day
(961) DIEGO FERRARI											
1	1:09.009	+6.344	15:37:20.420								
2	1:06.014	+3.349	15:38:26.434								
3	1:04.924	+2.259	15:39:31.358								
4	1:04.783	+2.118	15:40:36.141								
5	1:04.181	+1.516	15:41:40.322								
6	1:14.728	+12.063	15:42:55.050								
7	1:10.867	+8.202	15:44:05.917								
8	1:19.049	+16.384	15:45:24.966								
9	1:02.865	+0.200	15:46:27.831								
10	1:13.996	+11.331	15:47:41.827								
11	1:02.665		15:48:44.492								
12	1:15.493	+12.828	15:49:59.985								
(77) ITAMAR TADEU											
1	1:09.717	+6.049	15:37:26.615								
2	1:08.267	+4.599	15:38:34.882								
3	1:07.920	+4.252	15:39:42.802								
4	1:26.895	+23.227	15:41:09.697								
5	1:06.484	+2.816	15:42:16.181								
6	1:05.654	+1.986	15:43:21.835								
7	1:23.956	+20.288	15:44:45.791								
8	1:11.109	+7.441	15:45:56.900								
9	1:03.668		15:47:00.568								
10	1:35.323	+31.655	15:48:35.891								
11	1:03.798	+0.130	15:49:39.689								
12	1:04.415	+0.747	15:50:44.104								
(6) VANDERLEI JUNIOR											
1	1:11.523	+4.013	15:38:24.106								
2	1:22.695	+15.185	15:39:46.801								
3	1:10.663	+3.153	15:40:57.464								
4	1:09.110	+1.600	15:42:06.574								
5	1:10.533	+3.023	15:43:17.107								
6	1:07.854	+0.344	15:44:24.961								
7	1:07.581	+0.071	15:45:32.542								
8	1:07.510		15:46:40.052								
9	3:34.333	+2:26.823	15:50:14.385								
(993) TONYSON F ÁBIO											
1	1:19.157	+9.316	15:37:48.190								
2	1:14.796	+4.955	15:39:02.986								
3	1:13.196	+3.355	15:40:16.182								
4	1:12.357	+2.516	15:41:28.539								
5	1:11.611	+1.770	15:42:40.150								
6	1:10.555	+0.714	15:43:50.705								
7	1:09.841		15:45:00.546								
8	1:12.661	+2.820	15:46:13.207								
9	1:17.768	+7.927	15:47:30.975								
10	1:10.232	+0.391	15:48:41.207								
11	1:21.201	+11.360	15:50:02.408								



3ª ETAPA
2024
22/23 JUNHO
SÃO FELIPE



PREFEITURA MUNICIPAL DE
SÃO FELIPE D'OESTE

SETUR
Superintendência Estadual de
Turismo



MX RONDÔNIA - 3a Etapa

Classificado pela melhor volta

IMPORTADA MX3

São Felipe D'Oeste/RO 1,000 Km

Treino Cronometrado

22/06/2024 14:30

Qualificação iniciado em 15:35:12

POS	NUM	PILOTO	CATEGORIA	M. TEMPO	DIF LÍDER	MOTO	CIDADE	PATROCINADOR/EQUIPE
1	961	DIEGO FERRARI	IMP MX3	1:02.665		KAWASAKI	ESPIGÃO D'OESTE	GEAN MOTOS
2	77	ITAMAR TADEU	IMP MX3	1:03.668	1.003	KTM	CACOAL	ITFMULTIMARCAS
3	6	VANDERLEI JUNIOR	IMP MX3	1:07.510	4.845	YAMAHA	ROLIM DE MOURA	POSTO MAIS
4	993	TONYSON FÁBIO	IMP MX3	1:09.841	7.176	YAMAHA	CACOAL	IMOBILIÁRIA STECCA & CASTRO



MX RONDÔNIA - 3a Etapa

IMPORTADA MX4

São Felipe D'Oeste/RO 0,850 Km

Corrida

23/06/2024 15:30

Corrida iniciado em 15:28:20

Lap	Lap Tm	Diff	Time of Day
(9) GIVANILDO CANDIOTTO			
1	1:07.083	+0.503	15:30:30.448
2	1:06.580		15:31:37.028
3	1:14.667	+8.087	15:32:51.695
4	1:08.156	+1.576	15:33:59.851
5	1:07.239	+0.659	15:35:07.090
6	1:06.965	+0.385	15:36:14.055
7	1:07.454	+0.874	15:37:21.509
8	1:06.918	+0.338	15:38:28.427
9	1:07.321	+0.741	15:39:35.748
10	1:10.767	+4.187	15:40:46.515
11	1:06.999	+0.419	15:41:53.514
12	1:10.323	+3.743	15:43:03.837

Lap	Lap Tm	Diff	Time of Day
(993) TONYSON FÁBIO			
1	1:09.109	+1.564	15:30:36.888
2	1:09.300	+1.755	15:31:46.188
3	1:07.897	+0.352	15:32:54.085
4	1:07.837	+0.292	15:34:01.922
5	1:08.797	+1.252	15:35:10.719
6	1:08.491	+0.946	15:36:19.210
7	1:07.545		15:37:26.755
8	1:08.765	+1.220	15:38:35.520
9	1:07.931	+0.386	15:39:43.451
10	1:08.834	+1.289	15:40:52.285
11	1:08.957	+1.412	15:42:01.242
12	1:09.705	+2.160	15:43:10.947

Lap	Lap Tm	Diff	Time of Day
(6) VANDERLEI JUNIOR			
1	1:09.155	+0.813	15:30:35.841
2	1:11.124	+2.782	15:31:46.965
3	1:09.814	+1.472	15:32:56.779
4	1:09.009	+0.667	15:34:05.788
5	1:08.558	+0.216	15:35:14.346
6	1:09.551	+1.209	15:36:23.897
7	1:08.680	+0.338	15:37:32.577
8	1:09.342	+1.000	15:38:41.919
9	1:08.891	+0.549	15:39:50.810
10	1:08.557	+0.215	15:40:59.367
11	1:08.342		15:42:07.709
12	1:08.511	+0.169	15:43:16.220

Lap	Lap Tm	Diff	Time of Day
(77) ITAMAR TADEU			
1	1:08.633	+0.545	15:30:37.596
2	1:10.001	+1.913	15:31:47.597
3	1:10.193	+2.105	15:32:57.790
4	1:09.294	+1.206	15:34:07.084
5	1:08.088		15:35:15.172
6	1:09.664	+1.576	15:36:24.836
7	1:08.423	+0.335	15:37:33.259
8	1:09.549	+1.461	15:38:42.808
9	1:09.162	+1.074	15:39:51.970
10	1:08.136	+0.048	15:41:00.106
11	1:08.175	+0.087	15:42:08.281
12	1:08.566	+0.478	15:43:16.847

Lap	Lap Tm	Diff	Time of Day
(217) JONAS NETO			
1	1:14.980	+1.574	15:30:48.722
2	1:14.820	+1.414	15:32:03.542
3	1:13.406		15:33:16.948
4	1:13.911	+0.505	15:34:30.859
5	1:14.001	+0.595	15:35:44.860
6	1:14.578	+1.172	15:36:59.438
7	1:14.778	+1.372	15:38:14.216
8	1:15.139	+1.733	15:39:29.355

Lap	Lap Tm	Diff	Time of Day
9	1:15.258	+1.852	15:40:44.613
10	1:20.742	+7.336	15:42:05.355
11	1:20.558	+7.152	15:43:25.913

Lap	Lap Tm	Diff	Time of Day
(157) CLAUDEINEY CARDOSO			
1	1:15.840	+0.132	15:30:47.877
2	1:18.077	+2.369	15:32:05.954
3	1:16.210	+0.502	15:33:22.164
4	1:15.708		15:34:37.872
5	1:19.247	+3.539	15:35:57.119
6	1:17.278	+1.570	15:37:14.397
7	1:19.862	+4.154	15:38:34.259
8	1:21.774	+6.066	15:39:56.033
9	1:18.441	+2.733	15:41:14.474
10	1:19.412	+3.704	15:42:33.886
11	1:21.078	+5.370	15:43:54.964

Lap	Lap Tm	Diff	Time of Day
(18) MAURO DE CARVALHO			
1	1:18.216	+2.213	15:30:59.596
2	1:16.003		15:32:15.599
3	1:18.319	+2.316	15:33:33.918
4	1:17.810	+1.807	15:34:51.728
5	1:19.915	+3.912	15:36:11.643
6	1:19.664	+3.661	15:37:31.307
7	1:20.694	+4.691	15:38:52.001
8	1:21.879	+5.876	15:40:13.880
9	1:24.930	+8.927	15:41:38.810
10	1:34.295	+18.292	15:43:13.105

Lap	Lap Tm	Diff	Time of Day
(234) CLAUDEMIR CARDOSO			
1	1:23.102	+3.123	15:31:01.474
2	1:19.979		15:32:21.453
3	1:22.999	+3.020	15:33:44.452
4	1:23.044	+3.065	15:35:07.496
5	1:27.004	+7.025	15:36:34.500
6	1:24.609	+4.630	15:37:59.109
7	1:23.052	+3.073	15:39:22.161
8	1:25.883	+5.904	15:40:48.044
9	1:27.117	+7.138	15:42:15.161
10	1:24.806	+4.827	15:43:39.967

Lap	Lap Tm	Diff	Time of Day
(164) WILLIAN SILVA			
1	1:22.536	+0.833	15:31:01.753
2	1:21.703		15:32:23.456
3	1:24.513	+2.810	15:33:47.969

Lap	Lap Tm	Diff	Time of Day
(220) EDENILSON PASSARELLO			
1	1:37.724	+9.117	15:36:26.878
2	1:28.607		15:37:55.485

MX RONDÔNIA - 3a Etapa

Classificado por voltas

IMPORTADA MX4

São Felipe D'Oeste/RO 0,850 Km

Corrida

23/06/2024 15:30

Corrida iniciado em 15:28:20

POS	NUM	PILOTO	CATEGORIA	VOLTAS	DIF LÍDER	MOTO	CIDADE	PATROCINADOR/EQUIPE
1	9	GIVANILDO CANDIOTT	IMP MX4	12		YAMAHA	VILHENA	LDG
2	993	TONYSON FÁBIO	IMP MX4	12	7.110	YAMAHA	CACOAL	IMOBILIÁRIA STECCA & CASTRO
3	6	VANDERLEI JUNIOR	IMP MX4	12	12.383	YAMAHA	ROLIM DE MOURA	POSTO MAIS
4	77	ITAMAR TADEU	IMP MX4	12	13.010	KTM	CACOAL	ITFMULTIMARCAS
5	217	JONAS NETO	IMP MX4	11	1 Volta	HUSQVARNA	ARIQUEMES	NK RACING-CENTRAL TRANSPORTE
6	157	CLAUDINEY CARDOSO	IMP MX4	11	1 Volta	YAMAHA	JI-PARANÁ	BADECO MOTOS
7	18	MAURO DE CARVALHO	IMP MX4	10	2 Voltas	KAWASAKI	ESPIGÃO D'OESTE	AUTOCLIMA
8	234	CLAUDEMIR CARDOSO	IMP MX4	10	2 Voltas	KAWASAKI	JI-PARANÁ	MX CONSTRUTORA-ENZO EMPREDIMENTOS

Não classificado (50% = 6 Voltas)

164	WILLIAN SILVA	IMP MX4	3	9 Voltas	YAMAHA	ESPIGÃO D'OESTE	WCAR CENTRO AUTOMOTIVO
220	EDENILSON PASSAREL	IMP MX4	2	10 Voltas	HUSQVARNA	CACOAL	BRIZOLA RACING

Margem da Vitoria

velocidade Media

Tempo Melhor volta

Melhor Veloc.

Melhor Volta por..

7.110

41,548

1:06.580

45,960

9 - GIVANILDO CANDIOTTO

Cronometragem: MARCOS A. MANCINI - www.mancini.esp.br

Orbits

MX RONDÔNIA - 3a Etapa

IMPORTADA MX4

São Felipe D'Oeste/RO 1,000 Km

Treino Cronometrado

22/06/2024 16:00

Qualificação iniciado em 16:42:46

Lap	Lap Tm	Diff	Time of Day
(77) ITAMAR TADEU			
1	1:11.061	+6.184	16:43:58.762
2	1:08.799	+3.922	16:45:07.561
3	1:06.095	+1.218	16:46:13.656
4	1:59.547	+54.670	16:48:13.203
5	1:04.959	+0.082	16:49:18.162
6	1:21.058	+16.181	16:50:39.220
7	1:12.088	+7.211	16:51:51.308
8	1:46.774	+41.897	16:53:38.082
9	1:04.877		16:54:42.959
10	2:12.541	+1:07.664	16:56:55.500

(6) VANDERLEI JUNIOR			
1	1:08.744	+3.205	16:44:37.071
2	1:05.539		16:45:42.610
3	1:07.390	+1.851	16:46:50.000
4	1:37.204	+31.665	16:48:27.204
5	1:07.224	+1.685	16:49:34.428
6	1:07.392	+1.853	16:50:41.820
7	1:06.659	+1.120	16:51:48.479
8	1:09.269	+3.730	16:52:57.748
9	1:09.358	+3.819	16:54:07.106
10	1:05.595	+0.056	16:55:12.701
11	1:06.278	+0.739	16:56:18.979
12	1:44.751	+39.212	16:58:03.730

(993) TONYSON F ÁBIO			
1	1:10.218	+3.072	16:44:03.935
2	1:10.192	+3.046	16:45:14.127
3	1:08.494	+1.348	16:46:22.621
4	1:08.287	+1.141	16:47:30.908
5	1:07.146		16:48:38.054
6	1:07.158	+0.012	16:49:45.212
7	1:08.536	+1.390	16:50:53.748
8	1:07.579	+0.433	16:52:01.327
9	1:08.391	+1.245	16:53:09.718
10	1:25.043	+17.897	16:54:34.761
11	1:13.661	+6.515	16:55:48.422

(18) MAURO DE CARVALHO			
1	1:26.647	+9.128	16:45:10.248
2	1:21.591	+4.072	16:46:31.839
3	1:17.808	+0.289	16:47:49.647
4	1:19.353	+1.834	16:49:09.000
5	1:33.321	+15.802	16:50:42.321
6	1:17.519		16:51:59.840
7	1:19.131	+1.612	16:53:18.971
8	1:22.258	+4.739	16:54:41.229
9	1:33.504	+15.985	16:56:14.733
10	2:09.265	+51.746	16:58:23.998

(220) EDENILSON PASSARELLO			
1	1:31.564	+9.522	16:47:38.001
2	1:25.140	+3.098	16:49:03.141
3	1:24.755	+2.713	16:50:27.896
4	1:25.184	+3.142	16:51:53.080
5	1:23.518	+1.476	16:53:16.598
6	1:22.042		16:54:38.640
7	1:26.250	+4.208	16:56:04.890
8	1:26.678	+4.636	16:57:31.568

(414) JEAN BENEVIDES			
1	1:25.579	+2.013	16:44:47.951
2	1:24.110	+0.544	16:46:12.061
3	1:24.030	+0.464	16:47:36.091

Lap	Lap Tm	Diff	Time of Day
4	1:24.051	+0.485	16:49:00.142
5	1:23.566		16:50:23.708
6	1:23.587	+0.021	16:51:47.295
(164) WILLIAN SILVA			
1	1:28.840	+2.015	16:45:20.502
2	1:26.825		16:46:47.327
3	1:30.470	+3.645	16:48:17.797
4	1:32.385	+5.560	16:49:50.182
5	1:30.121	+3.296	16:51:20.303
6	1:33.409	+6.584	16:52:53.712
7	1:32.720	+5.895	16:54:26.432
8	1:44.909	+18.084	16:56:11.341
9	1:35.393	+8.568	16:57:46.734



3ª ETAPA
2024
22/23 JUNHO
SÃO FELIPE



PREFEITURA MUNICIPAL DE
SÃO FELIPE D'OESTE

SETUR
Superintendência Estadual de
Turismo



MX RONDÔNIA - 3a Etapa

Classificado pela melhor volta

IMPORTADA MX4

São Felipe D'Oeste/RO 1,000 Km

Treino Cronometrado

22/06/2024 16:00

Qualificação iniciado em 16:42:46

POS	NUM	PILOTO	CATEGORIA	M. TEMPO	DIF LÍDER	MOTO	CIDADE	PATROCINADOR/EQUIPE
1	77	ITAMAR TADEU	IMP MX4	1:04.877		KTM	CACOAL	ITFMULTIMARCAS
2	6	VANDERLEI JUNIOR	IMP MX4	1:05.539	0.662	YAMAHA	ROLIM DE MOURA	POSTO MAIS
3	993	TONYSON FÁBIO	IMP MX4	1:07.146	2.269	YAMAHA	CACOAL	IMOBILIÁRIA STECCA & CASTRO
4	18	MAURO DE CARVALHO	IMP MX4	1:17.519	12.642	KAWASAKI	ESPIGÃO D'OESTE	AUTOCLIMA
5	220	EDENILSON PASSARELLO	IMP MX4	1:22.042	17.165	HUSQVARNA	CACOAL	BRIZOLA RACING
6	414	JEAN BENEVIDES	IMP MX4	1:23.566	18.689	YAMAHA	ESPIGÃO D'OESTE	
7	164	WILLIAN SILVA	IMP MX4	1:26.825	21.948	YAMAHA	ESPIGÃO D'OESTE	WCAR CENTRO AUTOMOTIVO



MX RONDÔNIA - 3a Etapa

IMPORTADA PRO

São Felipe D'Oeste/RO 0,850 Km

1a Bateria

23/06/2024 14:30

Corrida iniciado em 14:30:36

Lap	Lap Tm	Diff	Time of Day
(51) HUGO AMARAL			
1	1:03.698	+1.902	14:32:40.993
2	1:02.290	+0.494	14:33:43.283
3	1:02.095	+0.299	14:34:45.378
4	1:02.892	+1.096	14:35:48.270
5	1:01.796		14:36:50.066
6	1:03.115	+1.319	14:37:53.181
7	1:03.350	+1.554	14:38:56.531
8	1:04.041	+2.245	14:40:00.572
9	1:05.045	+3.249	14:41:05.617
10	1:05.809	+4.013	14:42:11.426
11	1:05.946	+4.150	14:43:17.372
12	1:07.365	+5.569	14:44:24.737
13	1:09.211	+7.415	14:45:33.948
14	1:09.105	+7.309	14:46:43.053
15	1:09.445	+7.649	14:47:52.498
16	1:10.249	+8.453	14:49:02.747

Lap	Lap Tm	Diff	Time of Day
(456) ENZO DOTTO			
1	1:03.819	+1.077	14:32:45.925
2	1:02.771	+0.029	14:33:48.696
3	1:03.425	+0.683	14:34:52.121
4	1:02.742		14:35:54.863
5	1:04.365	+1.623	14:36:59.228
6	1:05.409	+2.667	14:38:04.637
7	1:04.315	+1.573	14:39:08.952
8	1:06.332	+3.590	14:40:15.284
9	1:06.413	+3.671	14:41:21.697
10	1:09.835	+7.093	14:42:31.532
11	1:12.359	+9.617	14:43:43.891
12	1:10.578	+7.836	14:44:54.469
13	1:12.823	+10.081	14:46:07.292
14	1:06.449	+3.707	14:47:13.741
15	1:07.370	+4.628	14:48:21.111
16	1:10.508	+7.766	14:49:31.619

Lap	Lap Tm	Diff	Time of Day
(9) GIVANILDO CANDIOTTO			
1	1:11.460	+6.484	14:32:59.454
2	1:05.352	+0.376	14:34:04.806
3	1:05.235	+0.259	14:35:10.041
4	1:05.706	+0.730	14:36:15.747
5	1:07.272	+2.296	14:37:23.019
6	1:04.976		14:38:27.995
7	1:06.784	+1.808	14:39:34.779
8	1:06.342	+1.366	14:40:41.121
9	1:08.291	+3.315	14:41:49.412
10	1:07.893	+2.917	14:42:57.305
11	1:08.691	+3.715	14:44:05.996
12	1:08.948	+3.972	14:45:14.944
13	1:05.568	+0.592	14:46:20.512
14	1:07.088	+2.112	14:47:27.600
15	1:06.007	+1.031	14:48:33.607
16	1:09.723	+4.747	14:49:43.330

Lap	Lap Tm	Diff	Time of Day
(69) MICHEL DELLA LIBERA			
1	1:06.362	+0.118	14:32:49.776
2	1:07.063	+0.819	14:33:56.839
3	1:07.194	+0.950	14:35:04.033
4	1:06.692	+0.448	14:36:10.725
5	1:06.244		14:37:16.969
6	1:07.469	+1.225	14:38:24.438
7	1:08.118	+1.874	14:39:32.556
8	1:08.064	+1.820	14:40:40.620
9	1:10.294	+4.050	14:41:50.914
10	1:08.348	+2.104	14:42:59.262

Lap	Lap Tm	Diff	Time of Day
11	1:09.278	+3.034	14:44:08.540
12	1:08.925	+2.681	14:45:17.465
13	1:08.240	+1.996	14:46:25.705
14	1:16.589	+10.345	14:47:42.294
15	1:09.400	+3.156	14:48:51.694
16	1:16.960	+10.716	14:50:08.654

Lap	Lap Tm	Diff	Time of Day
(989) ROGÉRIO NEPOMUCENO			
1	1:07.954	+1.940	14:32:52.565
2	1:07.657	+1.643	14:34:00.222
3	1:07.327	+1.313	14:35:07.549
4	1:07.729	+1.715	14:36:15.278
5	1:08.985	+2.971	14:37:24.263
6	1:07.050	+1.036	14:38:31.313
7	1:07.959	+1.945	14:39:39.272
8	1:07.660	+1.646	14:40:46.932
9	1:07.135	+1.121	14:41:54.067
10	1:06.014		14:43:00.081
11	1:07.139	+1.125	14:44:07.220
12	1:06.759	+0.745	14:45:13.979
13	1:06.135	+0.121	14:46:20.114
14	1:06.507	+0.493	14:47:26.621
15	1:06.372	+0.358	14:48:32.993

Lap	Lap Tm	Diff	Time of Day
(31) JOÃO HELI			
1	1:11.796	+1.138	14:32:59.184
2	1:13.305	+2.647	14:34:12.489
3	1:15.477	+4.819	14:35:27.966
4	1:13.632	+2.974	14:36:41.598
5	1:14.052	+3.394	14:37:55.650
6	1:11.465	+0.807	14:39:07.115
7	1:13.774	+3.116	14:40:20.889
8	1:14.170	+3.512	14:41:35.059
9	1:11.945	+1.287	14:42:47.004
10	1:13.903	+3.245	14:44:00.907
11	1:19.166	+8.508	14:45:20.073
12	1:14.058	+3.400	14:46:34.131
13	1:10.658		14:47:44.789
14	1:10.991	+0.333	14:48:55.780
15	1:19.655	+8.997	14:50:15.435

Lap	Lap Tm	Diff	Time of Day
(33) SIDNEI VIEIRA			
1	1:09.796	+0.186	14:33:38.263
2	1:11.258	+1.648	14:34:49.521
3	1:12.364	+2.754	14:36:01.885
4	1:10.852	+1.242	14:37:12.737
5	1:12.310	+2.700	14:38:25.047
6	1:13.133	+3.523	14:39:38.180
7	1:11.350	+1.740	14:40:49.530
8	1:09.858	+0.248	14:41:59.388
9	1:09.747	+0.137	14:43:09.135
10	1:09.610		14:44:18.745
11	1:18.627	+9.017	14:45:37.372
12	1:15.561	+5.951	14:46:52.933
13	1:20.198	+10.588	14:48:13.131
14	1:24.085	+14.475	14:49:37.216

Lap	Lap Tm	Diff	Time of Day
(22) FERNANDO HENRIQUE			
1	1:14.088		14:33:06.443
2	1:16.188	+2.100	14:34:22.631
3	1:19.287	+5.199	14:35:41.918
4	1:23.489	+9.401	14:37:05.407
5	1:23.054	+8.966	14:38:28.461
6	1:24.954	+10.866	14:39:53.415
7	1:24.445	+10.357	14:41:17.860

MX RONDÔNIA - 3a Etapa

Classificado por voltas

IMPORTADA PRO

São Felipe D'Oeste/RO 0,850 Km

1a Bateria

23/06/2024 14:30

Corrida iniciado em 14:30:36

POS	NUM	PILOTO	CATEGORIA	VOLTAS	DIF LÍDER	MOTO	CIDADE	PATROCINADOR/EQUIPE
1	51	HUGO AMARAL	IMP PRO	16		KTM	PORTO VELHO	
2	456	ENZO DOTTO	IMP PRO	16	28.872	YAMAHA	CACOAL	
3	9	GIVANILDO CANDIOTT	IMP PRO	16	40.583	YAMAHA	VILHENA	LDG
4	69	MICHEL DELLA LIBERA	IMP PRO	16	1:05.907	HONDA	PRIMAVERA DE ROND	HELORE 33-GUABI NUTRIÇÃO ANIMAL-COPAN A-AGROESTE P
5	989	ROGÉRIO NEPOMUCEN	IMP PRO	15	1 Volta	HONDA	ROLIM DE MOURA	
6	31	JOÃO HELI	IMP PRO	15	1 Volta	HONDA	ALTO PARAÍSO	FAZENDA OURO VERDE 1
7	33	SIDNEI VIEIRA	IMP PRO	14	2 Voltas	HONDA	ARIQUEMES	

Não classificado (50% = 8 Voltas)

22 FERNANDO HENRIQUE IMP PRO 7 9 Voltas KAWASAKI ESPIGÃO D'OESTE

Margem da Vitoria

velocidade Media

Tempo Melhor volta

Melhor Veloc.

Melhor Volta por..

28.872

44,264

1:01.796

49,518

51 - HUGO AMARAL

Cronometragem: MARCOS A. MANCINI - www.mancini.esp.br

Orbits

MX RONDÔNIA - 3a Etapa

IMPORTADA PRO

São Felipe D'Oeste/RO 0,850 Km

2a Bateria

23/06/2024 17:00

Corrida iniciado em 16:33:04

Lap	Lap Tm	Diff	Time of Day
(51) HUGO AMARAL			
1	1:01.024		16:35:03.760
2	1:01.034	+0.010	16:36:04.794
3	1:01.375	+0.351	16:37:06.169
4	1:01.646	+0.622	16:38:07.815
5	1:02.339	+1.315	16:39:10.154
6	1:02.113	+1.089	16:40:12.267
7	1:01.800	+0.776	16:41:14.067
8	1:01.942	+0.918	16:42:16.009
9	1:01.519	+0.495	16:43:17.528
10	1:02.291	+1.267	16:44:19.819
11	1:03.546	+2.522	16:45:23.365
12	1:04.227	+3.203	16:46:27.592
13	1:04.587	+3.563	16:47:32.179
14	1:05.789	+4.765	16:48:37.968
15	1:06.155	+5.131	16:49:44.123
16	1:08.134	+7.110	16:50:52.257

(456) ENZO DOTTO			
1	1:02.067		16:35:08.658
2	1:02.756	+0.689	16:36:11.414
3	1:03.652	+1.585	16:37:15.066
4	1:02.320	+0.253	16:38:17.386
5	1:02.301	+0.234	16:39:19.687
6	1:03.078	+1.011	16:40:22.765
7	1:02.180	+0.113	16:41:24.945
8	1:02.465	+0.398	16:42:27.410
9	1:02.508	+0.441	16:43:29.918
10	1:03.117	+1.050	16:44:33.035
11	1:02.760	+0.693	16:45:35.795
12	1:04.186	+2.119	16:46:39.981
13	1:04.843	+2.776	16:47:44.824
14	1:06.131	+4.064	16:48:50.955
15	1:07.679	+5.612	16:49:58.634
16	1:07.514	+5.447	16:51:06.148

(9) GIVANILDO CANDIOTTO			
1	1:06.474	+0.542	16:35:16.025
2	1:07.002	+1.070	16:36:23.027
3	1:05.943	+0.011	16:37:28.970
4	1:07.662	+1.730	16:38:36.632
5	1:07.189	+1.257	16:39:43.821
6	1:05.932		16:40:49.753
7	1:07.377	+1.445	16:41:57.130
8	1:08.683	+2.751	16:43:05.813
9	1:07.135	+1.203	16:44:12.948
10	1:08.024	+2.092	16:45:20.972
11	1:09.077	+3.145	16:46:30.049
12	1:10.417	+4.485	16:47:40.466
13	1:12.032	+6.100	16:48:52.498
14	1:06.981	+1.049	16:49:59.479
15	1:07.829	+1.897	16:51:07.308

(69) MICHEL DELLA LIBERA			
1	1:06.561		16:35:13.982
2	1:07.193	+0.632	16:36:21.175
3	1:06.989	+0.428	16:37:28.164
4	1:07.697	+1.136	16:38:35.861
5	1:07.418	+0.857	16:39:43.279
6	1:10.129	+3.568	16:40:53.408
7	1:10.759	+4.198	16:42:04.167
8	1:11.140	+4.579	16:43:15.307
9	1:20.992	+14.431	16:44:36.299
10	1:16.378	+9.817	16:45:52.677
11	1:18.776	+12.215	16:47:11.453

Lap	Lap Tm	Diff	Time of Day
12	1:20.933	+14.372	16:48:32.386
13	1:30.182	+23.621	16:50:02.568
14	1:10.477	+3.916	16:51:13.045
(31) JOÃO HELI			
1	1:12.403	+1.616	16:35:25.396
2	1:14.966	+4.179	16:36:40.362
3	1:14.729	+3.942	16:37:55.091
4	1:16.999	+6.212	16:39:12.090
5	1:16.943	+6.156	16:40:29.033
6	1:16.538	+5.751	16:41:45.571
7	1:14.639	+3.852	16:43:00.210
8	1:15.067	+4.280	16:44:15.277
9	1:14.973	+4.186	16:45:30.250
10	1:15.347	+4.560	16:46:45.597
11	1:10.787		16:47:56.384
12	1:12.021	+1.234	16:49:08.405
13	1:13.358	+2.571	16:50:21.763
14	1:12.105	+1.318	16:51:33.868

Lap Lap Tm Diff Time of Day



3ª ETAPA
2024
22/23 JUNHO
SÃO FELIPE



PREFEITURA MUNICIPAL DE
SÃO FELIPE D'OESTE

SETUR
Superintendência Estadual de
Turismo



MX RONDÔNIA - 3a Etapa

Classificado por voltas

IMPORTADA PRO

São Felipe D'Oeste/RO 0,850 Km

2a Bateria

23/06/2024 17:00

Corrida iniciado em 16:33:04

POS	NUM	PILOTO	CATEGORIA	VOLTAS	DIF LÍDER	MOTO	CIDADE	PATROCINADOR/EQUIPE
1	51	HUGO AMARAL	IMP PRO	16		KTM	PORTO VELHO	
2	456	ENZO DOTTO	IMP PRO	16	13.891	YAMAHA	CACOAL	
3	9	GIVANILDO CANDIOTT	IMP PRO	15	1 Volta	YAMAHA	VILHENA	LDG
4	69	MICHEL DELLA LIBERA	IMP PRO	14	2 Voltas	HONDA	PRIMAVERA DE ROND	HELORE 33-GUABI NUTRIÇÃO ANIMAL-COPAN A-AGROESTE P
5	31	JOÃO HELI	IMP PRO	14	2 Voltas	HONDA	ALTO PARAÍSO	FAZENDA OURO VERDE 1

Margem da Vitoria

velocidade Media

Tempo Melhor volta

Melhor Veloc.

Melhor Volta por..

13.891

45,845


1:01.024

50,144

51 - HUGO AMARAL

Cronometragem: MARCOS A. MANCINI - www.mancini.esp.br

Orbits





3ª ETAPA
2024
22/23 JUNHO
SÃO FELIPE



PREFEITURA MUNICIPAL DE
SÃO FELIPE D'OESTE

SETUR
Superintendência Estadual de
Turismo




MX RONDÔNIA - 3a Etapa


IMPORTADA PRO

São Felipe D'Oeste/RO 0,850 Km

IMPORTADA PRO - RESULTADO GERAL



POS	NUM	PILOTO	1 B	2 B	TOTAL	MOTO	CIDADE	PATROCINADOR/EQUIPE
1	51	HUGO AMARAL	25	25	50	KTM	PORTO VELHO	
2	456	ENZO DOTTO	22	22	44	YAMAHA	CACOAL	
3	9	GIVANILDO CANDIOTTO	20	20	40	YAMAHA	VILHENA	LDG
4	69	MICHEL DELLA LIBERA	18	18	36	HONDA	PRIMAVERA DE RONDÔNIA	VELÓCI-33-GUARDANUTRIÇÃO ANIMAL-COOPAR-AG
5	31	JOÃO HELI	15	16	31	HONDA	ALTO PARÁISO	FAZENDA OURO VERDE 1
6	989	ROGÉRIO NEPOMUCENO	16	--	16	HONDA	ROLIM DE MOURA	
7	33	SIDNEI VIEIRA	14	--	14	HONDA	ARIQUEMES	
8	22	FERNANDO HENRIQUE	0	--	0	KAWASAKI	ESPIGÃO D'OESTE	



MX RONDÔNIA - 3a Etapa

IMPORTADA PRO

São Felipe D'Oeste/RO 1,000 Km

Treino Cronometrado

22/06/2024 17:00

Qualificação iniciado em 17:17:27

Lap	Lap Tm	Diff	Time of Day
(456) ENZO DOTTO			
1	1:07.042	+7.156	17:18:47.011
2	1:02.299	+2.413	17:19:49.310
3	1:04.216	+4.330	17:20:53.526
4	1:02.801	+2.915	17:21:56.327
5	1:05.329	+5.443	17:23:01.656
6	1:01.160	+1.274	17:24:02.816
7	1:01.654	+1.768	17:25:04.470
8	1:11.970	+12.084	17:26:16.440
9	59.886		17:27:16.326
10	1:43.103	+43.217	17:28:59.429
11	1:00.275	+0.389	17:29:59.704
12	1:33.786	+33.900	17:31:33.490

(961) DIEGO FERRARI			
1	1:02.942	+1.923	17:18:48.971
2	1:10.341	+9.322	17:19:59.312
3	1:01.022	+0.003	17:21:00.334
4	1:14.588	+13.569	17:22:14.922
5	1:01.053	+0.034	17:23:15.975
6	1:28.599	+27.580	17:24:44.574
7	1:06.330	+5.311	17:25:50.904
8	1:01.019		17:26:51.923
9	1:47.308	+46.289	17:28:39.231
10	1:01.403	+0.384	17:29:40.634
11	1:14.401	+13.382	17:30:55.035

(989) ROGÉRIO NEPOMUCENO			
1	1:08.665	+3.378	17:19:09.035
2	1:09.680	+4.393	17:20:18.715
3	1:06.221	+0.934	17:21:24.936
4	1:07.884	+2.597	17:22:32.820
5	1:07.822	+2.535	17:23:40.642
6	1:07.343	+2.056	17:24:47.985
7	1:05.287		17:25:53.272
8	1:05.480	+0.193	17:26:58.752
9	1:06.564	+1.277	17:28:05.316
10	1:05.602	+0.315	17:29:10.918
11	1:08.796	+3.509	17:30:19.714
12	1:10.262	+4.975	17:31:29.976

(69) MICHEL DELLA LIBERA			
1	1:06.440		17:18:55.548
2	1:07.557	+1.117	17:20:03.105
3	1:10.425	+3.985	17:21:13.530
4	1:06.933	+0.493	17:22:20.463
5	1:18.512	+12.072	17:23:38.975
6	1:10.520	+4.080	17:24:49.495
7	1:37.993	+31.553	17:26:27.488
8	1:25.977	+19.537	17:27:53.465
9	1:35.303	+28.863	17:29:28.768

(179) GABRIEL HORT			
1	1:12.295	+5.276	17:19:05.680
2	1:07.019		17:20:12.699
3	1:10.588	+3.569	17:21:23.287
4	1:08.835	+1.816	17:22:32.122

(31) JOÃO HELI			
1	1:11.717	+4.516	17:19:17.347
2	1:09.509	+2.308	17:20:26.856
3	1:09.404	+2.203	17:21:36.260
4	1:08.809	+1.608	17:22:45.069
5	1:26.005	+18.804	17:24:11.074
6	1:07.201		17:25:18.275

Lap	Lap Tm	Diff	Time of Day
7	1:10.208	+3.007	17:26:28.483
8	1:08.180	+0.979	17:27:36.663
9	2:14.495	+1:07.294	17:29:51.158
10	1:08.868	+1.667	17:31:00.026

(3) RODRIGO BRUMATTI			
1	1:12.379	+3.778	17:19:03.459
2	1:08.601		17:20:12.060
3	1:09.596	+0.995	17:21:21.656
4	1:09.964	+1.363	17:22:31.620
5	1:10.302	+1.701	17:23:41.922
6	1:11.233	+2.632	17:24:53.155
7	1:11.944	+3.343	17:26:05.099
8	1:13.170	+4.569	17:27:18.269

(134) HENRIQUE RODRIGUES			
1	1:17.726	+4.252	17:19:06.917
2	1:13.474		17:20:20.391
3	2:51.027	+1:37.553	17:23:11.418

(22) FERNANDO HENRIQUE			
1	1:18.300		17:19:38.566
2	1:32.705	+14.405	17:21:11.271
3	1:18.488	+0.188	17:22:29.759
4	1:20.750	+2.450	17:23:50.509
5	1:21.902	+3.602	17:25:12.411
6	1:22.309	+4.009	17:26:34.720
7	1:25.648	+7.348	17:28:00.368
8	1:27.342	+9.042	17:29:27.710
9	1:22.884	+4.584	17:30:50.594

(84) JAMES CARL			
1	1:20.437	+1.481	17:19:42.252
2	1:18.956		17:21:01.208

(675) MATEUS SANTIAGO			
1	1:21.829	+2.501	17:19:20.349
2	1:19.328		17:20:39.677
3	1:21.664	+2.336	17:22:01.341
4	1:23.717	+4.389	17:23:25.058
5	4:36.720	+3:17.392	17:28:01.778
6	1:53.303	+33.975	17:29:55.081
7	1:22.789	+3.461	17:31:17.870

MX RONDÔNIA - 3a Etapa

Classificado pela melhor volta

IMPORTADA PRO

São Felipe D'Oeste/RO 1,000 Km

Treino Cronometrado

22/06/2024 17:00

Qualificação iniciado em 17:17:27

POS	NUM	PILOTO	CATEGORIA	M. TEMPO	DIF LÍDER	MOTO	CIDADE	PATROCINADOR/EQUIPE
1	456	ENZO DOTTO	IMP PRO	59.886		YAMAHA	CACOAL	
2	961	DIEGO FERRARI	IMP PRO	1:01.019	1.133	KAWASAKI	ESPIGÃO D'OEST	GEAN MOTOS
3	989	ROGÉRIO NEPOMUCENO	IMP PRO	1:05.287	5.401	HONDA	ROLIM DE MOURA	
4	69	MICHEL DELLA LIBERA	IMP PRO	1:06.440	6.554	HONDA	PRIMAVERA DE R	VELUXE 33-GUARDIA NUTRIÇÃO ANIMAL-COPAN
5	179	GABRIEL HORT	IMP PRO	1:07.019	7.133	YAMAHA	CEREJEIRAS	
6	31	JOÃO HELI	IMP PRO	1:07.201	7.315	HONDA	ALTO PARAÍSO	FAZENDA OURO VERDE 1
7	3	RODRIGO BRUMATTI	IMP PRO	1:08.601	8.715	KAWASAKI	ESPIGÃO D'OEST	BRUMATTI MOTOS-RESTAURAR-CAR-MARCINHO
8	134	HENRIQUE RODRIGUES	IMP PRO	1:13.474	13.588	YAMAHA	ESPIGÃO D'OEST	
9	22	FERNANDO HENRIQUE	IMP PRO	1:18.300	18.414	KAWASAKI	ESPIGÃO D'OEST	
10	84	JAMES CARL	IMP PRO	1:18.956	19.070	KTM	ALTA FLORESTA D	APOIO RURAL AGRONEGÓCIOS-CFC SEG. DO T
11	675	MATEUS SANTIAGO	IMP PRO	1:19.328	19.442	KAWASAKI	CEREJEIRAS	

MX RONDÔNIA - 3a Etapa

INFANTIL

São Felipe D'Oeste/RO 0,850 Km

Corrida

23/06/2024 16:00

Corrida iniciado em 15:47:14

Lap	Lap Tm	Diff	Time of Day
(290) MURILLO NEVES			
1	1:19.174	+0.867	15:49:48.654
2	1:19.615	+1.308	15:51:08.269
3	1:18.307		15:52:26.576
4	1:20.308	+2.001	15:53:46.884
5	1:21.375	+3.068	15:55:08.259
6	1:20.614	+2.307	15:56:28.873
7	1:21.164	+2.857	15:57:50.037
8	1:19.819	+1.512	15:59:09.856
9	1:19.734	+1.427	16:00:29.590

Lap	Lap Tm	Diff	Time of Day
(269) ERICK MAGALHÃES			
1	1:21.951	+4.145	15:49:52.519
2	1:21.796	+3.990	15:51:14.315
3	1:22.065	+4.259	15:52:36.380
4	1:21.555	+3.749	15:53:57.935
5	1:20.759	+2.953	15:55:18.694
6	1:20.102	+2.296	15:56:38.796
7	1:18.111	+0.305	15:57:56.907
8	1:17.806		15:59:14.713
9	1:18.657	+0.851	16:00:33.370

Lap	Lap Tm	Diff	Time of Day
(7) LUCAS CAMARA			
1	1:22.872	+1.784	15:49:51.480
2	1:21.616	+0.528	15:51:13.096
3	1:21.566	+0.478	15:52:34.662
4	1:22.005	+0.917	15:53:56.667
5	1:21.088		15:55:17.755
6	1:22.797	+1.709	15:56:40.552
7	1:23.693	+2.605	15:58:04.245
8	1:24.057	+2.969	15:59:28.302
9	1:25.299	+4.211	16:00:53.601

Lap	Lap Tm	Diff	Time of Day
(220) PEDRO PASSARELLO			
1	1:27.215	+2.775	15:50:03.530
2	1:26.913	+2.473	15:51:30.443
3	1:24.440		15:52:54.883
4	1:25.851	+1.411	15:54:20.734
5	1:27.773	+3.333	15:55:48.507
6	1:25.224	+0.784	15:57:13.731
7	1:26.390	+1.950	15:58:40.121
8	1:30.518	+6.078	16:00:10.639
9	1:29.517	+5.077	16:01:40.156

Lap	Lap Tm	Diff	Time of Day
(408) VICTOR GABRIEL			
1	1:29.806	+2.442	15:50:31.818
2	1:31.091	+3.727	15:52:02.909
3	1:33.477	+6.113	15:53:36.386
4	1:27.866	+0.502	15:55:04.252
5	1:29.610	+2.246	15:56:33.862
6	1:33.398	+6.034	15:58:07.260
7	1:27.364		15:59:34.624
8	1:30.895	+3.531	16:01:05.519

Lap	Lap Tm	Diff	Time of Day
(6) HEITOR KLUSKA			
1	1:39.202	+6.846	15:50:23.937
2	1:37.517	+5.161	15:52:01.454
3	1:34.894	+2.538	15:53:36.348
4	1:32.356		15:55:08.704
5	1:36.734	+4.378	15:56:45.438
6	1:36.400	+4.044	15:58:21.838
7	1:38.724	+6.368	16:00:00.562
8	1:37.770	+5.414	16:01:38.332

Lap	Lap Tm	Diff	Time of Day
(4) DANILO TOLOTTI			

MX RONDÔNIA - 3a Etapa

Classificado por voltas

INFANTIL

São Felipe D'Oeste/RO 0,850 Km

Corrida

23/06/2024 16:00

Corrida iniciado em 15:47:14

POS	NUM	PILOTO	CATEGORIA	VOLTAS	DIF LÍDER	MOTO	CIDADE	PATROCINADOR/EQUIPE
1	290	MURILLO NEVES	INFANTIL	9		KTM	ALTA FLORESTA D'OE	PAI
2	269	ERICK MAGALHÃES	INFANTIL	9	3.780	KTM	NOVA MAMORÉ	GT OIL-ATBARA-D.R.PET-PREF MARCELIO BRASILEIRO-ELO VE
3	7	LUCAS CAMARA	INFANTIL	9	24.011	KTM	CACOAL	CAPIXABA IRRIGAÇÃO-PRÓ FÓRMULA-DONADELLI ELETRÔN
4	220	PEDRO PASSARELLO	INFANTIL	9	1:10.566	KAWASAKI	CACOAL	BRIZOLA RACING
5	408	VICTOR GABRIEL	INFANTIL	8	1 Volta	KAWASAKI	CACOAL	MR SHAKE-PRO HORSE-APILL-GO-FEDERAL BURGER-VIP MO
6	6	HEITOR KLUSKA	INFANTIL	8	1 Volta	GASGAS	ROLIM DE MOURA	POSTO MAIS
7	4	DANILO TOLOTTI	INFANTIL	5	4 Voltas	KTM	ALTA FLORESTA D'OE	AGRO MAIS-WWW.1900ONLINE.COM

Margem da Vitoria

velocidade Media

Tempo Melhor volta

Melhor Veloc.

Melhor Volta por..

3.780

34,656

1:17.806

39,329

269 - ERICK MAGALHÃES

Cronometragem: MARCOS A. MANCINI - www.mancini.esp.br

Orbits

MX RONDÔNIA - 3a Etapa

INFANTIL

São Felipe D'Oeste/RO 1,000 Km

Treino Cronometrado

22/06/2024 16:30

Qualificação iniciado em 15:54:11

Lap	Lap Tm	Diff	Time of Day
(338) KAYKE GABRIELL			
1	1:30.435	+18.378	15:56:19.867
2	1:18.190	+6.133	15:57:38.057
3	1:14.139	+2.082	15:58:52.196
4	1:12.506	+0.449	16:00:04.702
5	1:13.147	+1.090	16:01:17.849
6	1:14.716	+2.659	16:02:32.565
7	1:36.261	+24.204	16:04:08.826
8	1:12.057		16:05:20.883

(7) LUCAS CAMARA			
1	1:23.152	+6.045	15:56:17.898
2	1:19.374	+2.267	15:57:37.272
3	1:19.558	+2.451	15:58:56.830
4	1:19.144	+2.037	16:00:15.974
5	1:17.901	+0.794	16:01:33.875
6	1:17.830	+0.723	16:02:51.705
7	1:18.671	+1.564	16:04:10.376
8	1:17.107		16:05:27.483
9	1:19.211	+2.104	16:06:46.694

(290) MURILLO NEVES			
1	1:25.180	+7.586	15:56:19.213
2	1:22.103	+4.509	15:57:41.316
3	1:19.971	+2.377	15:59:01.287
4	1:20.060	+2.466	16:00:21.347
5	1:18.935	+1.341	16:01:40.282
6	1:17.691	+0.097	16:02:57.973
7	1:17.594		16:04:15.567
8	1:21.333	+3.739	16:05:36.900
9	1:18.570	+0.976	16:06:55.470

(269) ERICK MAGALHÃES			
1	1:27.419	+7.427	15:56:27.534
2	1:24.657	+4.665	15:57:52.191
3	1:24.191	+4.199	15:59:16.382
4	1:22.115	+2.123	16:00:38.497
5	1:20.440	+0.448	16:01:58.937
6	1:20.965	+0.973	16:03:19.902
7	1:19.992		16:04:39.894
8	1:21.802	+1.810	16:06:01.696
9	1:25.401	+5.409	16:07:27.097

(220) PEDRO PASSARELLO			
1	1:28.651	+2.594	15:56:31.331
2	1:27.635	+1.578	15:57:58.966
3	1:27.318	+1.261	15:59:26.284
4	1:27.101	+1.044	16:00:53.385
5	1:26.527	+0.470	16:02:19.912
6	1:26.057		16:03:45.969
7	1:26.127	+0.070	16:05:12.096
8	1:27.606	+1.549	16:06:39.702

(408) VICTOR GABRIEL			
1	1:29.424	+0.008	15:56:37.086
2	4:17.812	+2:48.396	16:00:54.898
3	1:29.416		16:02:24.314
4	1:49.040	+19.624	16:04:13.354
5	1:31.841	+2.425	16:05:45.195

(6) HEITOR KLUSKA			
1	1:47.338	+5.917	15:57:05.701
2	1:46.862	+5.441	15:58:52.563
3	1:47.874	+6.453	16:00:40.437
4	1:42.917	+1.496	16:02:23.354

MX RONDÔNIA - 3a Etapa

Classificado pela melhor volta

INFANTIL

São Felipe D'Oeste/RO 1,000 Km

Treino Cronometrado

22/06/2024 16:30

Qualificação iniciado em 15:54:11

POS	NUM	PILOTO	CATEGORIA	M. TEMPO	DIF LÍDER	MOTO	CIDADE	PATROCINADOR/EQUIPE
1	338	KAYKE GABRIEL	INFANTIL	1:12.057		YAMAHA	ESPIGÃO D'OESTE	CT GUGA 214 SALTO GUAIRA
2	7	LUCAS CAMARA	INFANTIL	1:17.107	5.050	KTM	CACOAL	CAPIXABA IRRIGAÇÃO-PRÓ FÓRMULA-DONADI
3	290	MURILLO NEVES	INFANTIL	1:17.594	5.537	KTM	ALTA FLORESTA D	PAI
4	269	ERICK MAGALHÃES	INFANTIL	1:19.992	7.935	KTM	NOVA MAMORÉ	GT OIL-AIBARA-D.R.PET-PREF MARCELLO BRAS
5	220	PEDRO PASSARELLO	INFANTIL	1:26.057	14.000	KAWASAKI	CACOAL	BRIZOLA RACING
6	408	VICTOR GABRIEL	INFANTIL	1:29.416	17.359	KAWASAKI	CACOAL	MR SHAKE-PRO HORSE-HILL-GO-FEDERAL B
7	6	HEITOR KLUSKA	INFANTIL	1:41.421	29.364	GASGAS	ROLIM DE MOURI	POSTO MAIS

MX RONDÔNIA - 3a Etapa

JÚNIOR

São Felipe D'Oeste/RO 0,850 Km

Corrida

23/06/2024 13:30

Corrida iniciado em 14:07:53

Lap	Lap Tm	Diff	Time of Day
(190) WERIQUE HENRIQUE			
1	1:15.559	+1.064	14:10:26.790
2	1:16.004	+1.509	14:11:42.794
3	1:17.171	+2.676	14:12:59.965
4	1:16.773	+2.278	14:14:16.738
5	1:16.214	+1.719	14:15:32.952
6	1:17.432	+2.937	14:16:50.384
7	1:14.934	+0.439	14:18:05.318
8	1:14.495		14:19:19.813
9	1:19.222	+4.727	14:20:39.035
(32) KAI0 GABRIEL			
1	1:32.042	+17.754	14:10:38.521
2	1:16.713	+2.425	14:11:55.234
3	1:17.385	+3.097	14:13:12.619
4	1:14.288		14:14:26.907
5	1:15.244	+0.956	14:15:42.151
6	1:17.771	+3.483	14:16:59.922
7	1:15.463	+1.175	14:18:15.385
8	1:14.708	+0.420	14:19:30.093
9	1:18.621	+4.333	14:20:48.714
(7) LUCAS CAMARA			
1	1:20.994	+3.092	14:10:33.436
2	1:17.902		14:11:51.338
3	1:20.723	+2.821	14:13:12.061
4	1:19.089	+1.187	14:14:31.150
5	1:18.263	+0.361	14:15:49.413
6	1:18.455	+0.553	14:17:07.868
7	1:19.983	+2.081	14:18:27.851
8	1:19.518	+1.616	14:19:47.369
9	1:20.946	+3.044	14:21:08.315
(269) ERICK MAGALHÃES			
1	1:26.824	+5.333	14:11:04.436
2	1:22.120	+0.629	14:12:26.556
3	1:22.204	+0.713	14:13:48.760
4	1:21.491		14:15:10.251
5	1:21.933	+0.442	14:16:32.184
6	1:22.427	+1.006	14:17:54.681
7	1:22.579	+1.088	14:19:17.260
8	1:25.337	+3.846	14:20:42.597
(47) GABRIEL FERREIRA			
1	1:33.955	+6.963	14:10:52.633
2	1:29.564	+2.572	14:12:22.197
3	1:28.893	+1.901	14:13:51.090
4	1:28.598	+1.606	14:15:19.688
5	1:29.334	+2.342	14:16:49.022
6	1:29.898	+2.906	14:18:18.920
7	1:26.992		14:19:45.912
8	1:27.378	+0.386	14:21:13.290
(7) DAIANY KELLY			
1	1:52.294	+28.724	14:11:11.826
2	1:27.811	+4.241	14:12:39.637
3	1:24.766	+1.196	14:14:04.403
4	1:28.704	+5.134	14:15:33.107
5	1:29.200	+5.630	14:17:02.307
6	1:23.570		14:18:25.877
7	1:24.423	+0.853	14:19:50.300
8	1:26.080	+2.510	14:21:16.380
(290) MURILLO NEVES			
1	2:19.736	+59.926	14:11:35.129

Lap	Lap Tm	Diff	Time of Day
2	1:51.346	+31.536	14:13:26.475
3	1:21.357	+1.547	14:14:47.832
4	1:19.810		14:16:07.642
5	1:22.310	+2.500	14:17:29.952
6	1:20.559	+0.749	14:18:50.511
7	1:20.158	+0.348	14:20:10.669
8	1:21.031	+1.221	14:21:31.700
(111) ARTHUR DOTTO			
1	2:02.315	+35.328	14:11:13.372
2	1:27.172	+0.185	14:12:40.544
3	1:31.204	+4.217	14:14:11.748
4	1:26.987		14:15:38.735
5	1:27.369	+0.382	14:17:06.104
6	1:27.946	+0.959	14:18:34.050
7	1:29.393	+2.406	14:20:03.443
8	1:28.915	+1.928	14:21:32.358
(21) BEATRIZ INGRIDI			
1	1:32.426	+4.119	14:10:50.706
2	1:28.307		14:12:19.013
3	1:43.879	+15.572	14:14:02.892
4	1:28.902	+0.595	14:15:31.794
5	1:32.753	+4.446	14:17:04.547
6	1:32.286	+3.979	14:18:36.833
7	1:38.243	+9.936	14:20:15.076
8	1:38.890	+10.583	14:21:53.966
(4) DANILO TOLOTTI			
1	1:36.847	+6.047	14:11:04.975
2	1:34.089	+3.289	14:12:39.064
3	1:31.959	+1.159	14:14:11.023
4	1:32.877	+2.077	14:15:43.900
5	1:33.094	+2.294	14:17:16.994
6	1:31.112	+0.312	14:18:48.106
7	1:30.800		14:20:18.906
8	1:45.748	+14.948	14:22:04.654
(329) LUIZ AFONSO			
1	1:38.994	+3.334	14:11:08.119
2	1:37.029	+1.369	14:12:45.148
3	1:36.813	+1.153	14:14:21.961
4	1:36.937	+1.277	14:15:58.898
5	1:35.660		14:17:34.558
6	1:37.341	+1.681	14:19:11.899
7	1:42.396	+6.736	14:20:54.295

MX RONDÔNIA - 3a Etapa

Classificado por voltas

JÚNIOR

São Felipe D'Oeste/RO 0,850 Km

Corrida

23/06/2024 13:30

Corrida iniciado em 14:07:53

POS	NUM	PILOTO	CATEGORIA	VOLTAS	DIF LÍDER	MOTO	CIDADE	PATROCINADOR/EQUIPE
1	190	WERIQUE HENRIQUE	JÚNIOR	9		HONDA	ROLIM DE MOURA	METALÚRGICA DO IRMÃO SAMUEL-ELBIM PREPARAÇÕES
2	32	KAIO GABRIEL	JÚNIOR	9	9.679	HONDA	ALTO PARAÍSO	HAU MOTOS-FARMACIA CENTRAL-BOIRACHARIA YAUO
3	7	LUCAS CAMARA	JÚNIOR	9	29.280	YAMAHA	CACOAL	CAPIXABA IRRIGAÇÃO-PRO FÓRMULA-DONADELLI ELETRÔN
4	269	ERICK MAGALHÃES	JÚNIOR	8	1 Volta	GASGAS	NOVA MAMORÉ	GT OIL-AIBARA-D.R.PET-PREF MARCELIO BRASILEIRO-ELO VE
5	47	GABRIEL FERREIRA	JÚNIOR	8	1 Volta	HONDA	ROLIM DE MOURA	ZENILDO AUTOMAÇÃO ELÉTRICA
6	7	DAIANY KELLY	JÚNIOR	8	1 Volta	HONDA	SANTA LUZIA D'OESTE	
7	290	MURILLO NEVES	JÚNIOR	8	1 Volta	KTM	ALTA FLORESTA D'OESTE	PAI
8	111	ARTHUR DOTTO	JÚNIOR	8	1 Volta	YAMAHA	CACOAL	
9	21	BEATRIZ INGRIDI	JÚNIOR	8	1 Volta	HONDA	SÃO MIGUEL DO GUA	
10	4	DANILO TOLOTTI	JÚNIOR	8	1 Volta	KTM	ALTA FLORESTA D'OESTE	AGRO MAIS-WWW.190ONLINE.COM
11	329	LUIZ AFONSO	JÚNIOR	7	2 Voltas	KAWASAKI	CORUMBIARA	
12	271	RAFAEL HORT	JÚNIOR		9 Voltas	HONDA	CEREJEIRAS	

Margem da Vitoria

velocidade Media

Tempo Melhor volta

Melhor Veloc.

Melhor Volta por..

9.679

35,977

1:14.288

41,191

32 - KAIO GABRIEL

Cronometragem: MARCOS A. MANCINI - www.mancini.esp.br

Orbits

MX RONDÔNIA - 3a Etapa

JÚNIOR

São Felipe D'Oeste/RO 1,000 Km

Treino Cronometrado

22/06/2024 15:30

Qualificação iniciado em 16:09:34

Lap	Lap Tm	Diff	Time of Day
(338) KAYKE GABRIELL			
1	1:11.743	+0.955	16:14:47.885
2	1:10.788		16:15:58.273
3	1:14.256	+3.468	16:17:12.529
4	1:11.136	+0.348	16:18:23.665
5	1:11.584	+0.796	16:19:35.249
6	1:11.797	+1.009	16:20:47.046

Lap	Lap Tm	Diff	Time of Day
(7) LUCAS CAMARA			
1	2:32.388	+1:19.203	16:13:39.855
2	1:19.572	+6.387	16:14:59.427
3	1:19.035	+5.850	16:16:18.462
4	1:13.185		16:17:31.647
5	1:15.681	+2.496	16:18:47.328
6	1:17.185	+4.000	16:20:04.513
7	1:17.879	+4.694	16:21:22.392
8	1:21.232	+8.047	16:22:43.624

Lap	Lap Tm	Diff	Time of Day
(32) KAI O GABRIEL			
1	2:38.063	+1:23.718	16:13:25.851
2	1:14.806	+0.461	16:14:40.657
3	1:14.345		16:15:55.002
4	1:17.969	+3.624	16:17:12.971
5	1:17.284	+2.939	16:18:30.255
6	1:18.539	+4.194	16:19:48.794
7	1:19.679	+5.334	16:21:08.473
8	1:17.798	+3.453	16:22:26.271

Lap	Lap Tm	Diff	Time of Day
(290) MURILLO NEVES			
1	2:41.954	+1:24.045	16:13:48.133
2	1:17.909		16:15:06.042
3	1:18.192	+0.283	16:16:24.234
4	1:19.017	+1.108	16:17:43.251
5	1:19.503	+1.594	16:19:02.754
6	1:19.341	+1.432	16:20:22.095
7	1:56.087	+38.178	16:22:18.182

Lap	Lap Tm	Diff	Time of Day
(190) WERIQUE HENRIQUE			
1	2:48.082	+1:29.360	16:13:39.055
2	1:19.710	+0.988	16:14:58.765
3	1:20.106	+1.384	16:16:18.871
4	1:19.211	+0.489	16:17:38.082
5	1:18.849	+0.127	16:18:56.931
6	1:18.722		16:20:15.653
7	1:19.224	+0.502	16:21:34.877

Lap	Lap Tm	Diff	Time of Day
(269) ERICK MAGALHÃES			
1	1:29.634	+6.645	16:13:55.861
2	1:54.119	+31.130	16:15:49.980
3	1:26.760	+3.771	16:17:16.740
4	1:26.302	+3.313	16:18:43.042
5	1:25.192	+2.203	16:20:08.234
6	1:22.989		16:21:31.223
7	1:25.405	+2.416	16:22:56.628

Lap	Lap Tm	Diff	Time of Day
(7) DAJANY KELLY			
1	1:29.525	+6.482	16:12:39.128
2	1:24.689	+1.646	16:14:03.817
3	1:28.022	+4.979	16:15:31.839
4	1:23.052	+0.009	16:16:54.891
5	1:23.043		16:18:17.934
6	1:30.273	+7.230	16:19:48.207
7	1:25.354	+2.311	16:21:13.561
8	1:28.845	+5.802	16:22:42.406

Lap	Lap Tm	Diff	Time of Day
(47) GABRIEL FERREIRA			
1	1:24.472	+1.408	16:12:42.648
2	2:26.350	+1:03.286	16:15:08.998
3	1:24.527	+1.463	16:16:33.525
4	1:25.320	+2.256	16:17:58.845
5	1:23.064		16:19:21.909

Lap	Lap Tm	Diff	Time of Day
(220) PEDRO PASSARELLO			
1	1:25.962	+1.036	16:13:02.418
2	1:24.926		16:14:27.344
3	1:26.956	+2.030	16:15:54.300
4	1:28.649	+3.723	16:17:22.949
5	1:27.781	+2.855	16:18:50.730
6	1:27.112	+2.186	16:20:17.842
7	1:31.278	+6.352	16:21:49.120

Lap	Lap Tm	Diff	Time of Day
(21) BEATRIZ INGRIDI			
1	1:27.377	+1.549	16:12:48.022
2	1:30.912	+5.084	16:14:18.934
3	1:27.879	+2.051	16:15:46.813
4	1:25.828		16:17:12.641
5	1:27.576	+1.748	16:18:40.217
6	1:26.735	+0.907	16:20:06.952
7	1:26.918	+1.090	16:21:33.870

Lap	Lap Tm	Diff	Time of Day
(271) RAFAEL HORT			
1	1:50.132	+23.614	16:12:57.586
2	1:31.894	+5.376	16:14:29.480
3	1:28.749	+2.231	16:15:58.229
4	1:26.518		16:17:24.747
5	1:28.052	+1.534	16:18:52.799
6	1:39.726	+13.208	16:20:32.525
7	1:31.646	+5.128	16:22:04.171

Lap	Lap Tm	Diff	Time of Day
(111) ARTHUR DOTTO			
1	1:35.154	+8.372	16:12:40.293
2	1:30.937	+4.155	16:14:11.230
3	1:26.782		16:15:38.012
4	1:33.519	+6.737	16:17:11.531
5	3:02.588	+1:35.806	16:20:14.119
6	1:36.161	+9.379	16:21:50.280

Lap	Lap Tm	Diff	Time of Day
(329) LUIZ AFONSO			
1	1:36.858	+0.957	16:13:05.586
2	1:37.274	+1.373	16:14:42.860
3	1:35.901		16:16:18.761
4	1:39.103	+3.202	16:17:57.864
5	2:49.972	+1:14.071	16:20:47.836
6	1:37.857	+1.956	16:22:25.693

Lap	Lap Tm	Diff	Time of Day
(627) RHUAN CARLOS			
1	2:07.207		16:15:53.147
2	2:08.226	+1.019	16:18:01.373
3	2:08.895	+1.688	16:20:10.268

MX RONDÔNIA - 3a Etapa

Classificado pela melhor volta

JÚNIOR

São Felipe D'Oeste/RO 1,000 Km

Treino Cronometrado

22/06/2024 15:30

Qualificação iniciado em 16:09:34

POS	NUM	PILOTO	CATEGORIA	M. TEMPO	DIF LÍDER	MOTO	CIDADE	PATROCINADOR/EQUIPE
1	338	KAYKE GABRIEL	JÚNIOR	1:10.788		YAMAHA	ESPIGÃO D'OESTE	CT GUGA 214 SALTO GUAIRA
2	7	LUCAS CAMARA	JÚNIOR	1:13.185	2.397	YAMAHA	CACOAL	CAPIXABA IRRIGAÇÃO-PRO FÓRMULA-DONADI
3	32	KAIO GABRIEL	JÚNIOR	1:14.345	3.557	HONDA	ALTO PARAÍSO	WILLI MOTOS-FABRICA CENTRAL-BORRACHA
4	290	MURILLO NEVES	JÚNIOR	1:17.909	7.121	KTM	ALTA FLORESTA D	PAI
5	190	WERIQUE HENRIQUE	JÚNIOR	1:18.722	7.934	HONDA	ROLIM DE MOUR	METALÚRGICA DO IRMÃO SAMUEL-ELBIM PRE
6	269	ERICK MAGALHÃES	JÚNIOR	1:22.989	12.201	GASGAS	NOVA MAMORÉ	GT OIL-AIBARA-D.R.PET-PREF MARCELLO BRAS
7	7	DAIANY KELLY	JÚNIOR	1:23.043	12.255	HONDA	SANTA LUZIA D'C	
8	47	GABRIEL FERREIRA	JÚNIOR	1:23.064	12.276	HONDA	ROLIM DE MOUR	ZENILDO AUTOMAÇÃO ELÉTRICA
9	220	PEDRO PASSARELLO	JÚNIOR	1:24.926	14.138	KAWASAKI	CACOAL	BRIZOLA RACING
10	21	BEATRIZ INGRIDI	JÚNIOR	1:25.828	15.040	HONDA	SÃO MIGUEL DO	
11	271	RAFAEL HORT	JÚNIOR	1:26.518	15.730	HONDA	CEREJEIRAS	
12	111	ARTHUR DOTTO	JÚNIOR	1:26.782	15.994	YAMAHA	CACOAL	
13	329	LUIZ AFONSO	JÚNIOR	1:35.901	25.113	KAWASAKI	CORUMBIARA	
14	627	RHUAN CARLOS	JÚNIOR	2:07.207	56.419	KTM	CACOAL	APILL>GO-BORRACHARIA MARINGÁ-GIBA RAC

MX RONDÔNIA - 3a Etapa

NACIONAL 125/230cc

São Felipe D'Oeste/RO 0,850 Km

Corrida

23/06/2024 11:40

Corrida iniciado em 11:23:02

Lap	Lap Tm	Diff	Time of Day
(24) THIAGO MARQUES			
1	1:08.826	+1.244	11:25:14.703
2	1:09.532	+1.950	11:26:24.235
3	1:10.987	+3.405	11:27:35.222
4	1:10.837	+3.255	11:28:46.059
5	1:10.175	+2.593	11:29:56.234
6	1:07.582		11:31:03.816
7	1:11.222	+3.640	11:32:15.038
8	1:08.969	+1.387	11:33:24.007
9	1:12.580	+4.998	11:34:36.587
10	1:10.617	+3.035	11:35:47.204
11	1:14.137	+6.555	11:37:01.341
12	1:14.698	+7.116	11:38:16.039

(94) GUTIERREZ VALANI			
1	1:09.480		11:25:13.805
2	1:09.503	+0.023	11:26:23.308
3	1:10.395	+0.915	11:27:33.703
4	1:10.763	+1.283	11:28:44.466
5	1:10.432	+0.952	11:29:54.898
6	1:11.644	+2.164	11:31:06.542
7	1:12.871	+3.391	11:32:19.413
8	1:15.498	+6.018	11:33:34.911
9	1:14.736	+5.256	11:34:49.647
10	1:15.875	+6.395	11:36:05.522
11	1:16.125	+6.645	11:37:21.647
12	1:17.853	+8.373	11:38:39.500

(164) KLEITON RIK			
1	1:12.077	+0.747	11:25:20.623
2	1:12.497	+1.167	11:26:33.120
3	1:11.330		11:27:44.450
4	1:12.982	+1.652	11:28:57.432
5	1:12.934	+1.604	11:30:10.366
6	1:12.804	+1.474	11:31:23.170
7	1:15.072	+3.742	11:32:38.242
8	1:13.711	+2.381	11:33:51.953
9	1:12.356	+1.026	11:35:04.309
10	1:13.906	+2.576	11:36:18.215
11	1:13.933	+2.603	11:37:32.148
12	1:13.460	+2.130	11:38:45.608

(90) EDSON LOUVEM			
1	1:12.527	+0.967	11:25:25.968
2	1:12.306	+0.746	11:26:38.274
3	1:11.560		11:27:49.834
4	1:13.248	+1.688	11:29:03.082
5	1:11.789	+0.229	11:30:14.871
6	1:13.929	+2.369	11:31:28.800
7	1:12.839	+1.279	11:32:41.639
8	1:14.823	+3.263	11:33:56.462
9	1:12.341	+0.781	11:35:08.803
10	1:14.099	+2.539	11:36:22.902
11	1:12.691	+1.131	11:37:35.593
12	1:14.265	+2.705	11:38:49.858

(31) JOÃO HELI			
1	1:17.028	+2.952	11:25:30.592
2	1:14.076		11:26:44.668
3	1:15.432	+1.356	11:28:00.100
4	1:15.148	+1.072	11:29:15.248
5	1:14.436	+0.360	11:30:29.684
6	1:16.147	+2.071	11:31:45.831
7	1:18.695	+4.619	11:33:04.526
8	1:18.394	+4.318	11:34:22.920

Lap	Lap Tm	Diff	Time of Day
9	1:18.104	+4.028	11:35:41.024
10	1:17.857	+3.781	11:36:58.881
11	1:19.775	+5.699	11:38:18.656
(222) WELLINGTON BRAUM			
1	1:18.927	+0.826	11:25:36.728
2	1:23.635	+5.534	11:27:00.363
3	1:20.518	+2.417	11:28:20.881
4	1:18.101		11:29:38.982
5	1:19.163	+1.062	11:30:58.145
6	1:18.472	+0.371	11:32:16.617
7	1:18.291	+0.190	11:33:34.908
8	1:18.978	+0.877	11:34:53.886
9	1:18.964	+0.863	11:36:12.850
10	1:18.844	+0.743	11:37:31.694
11	1:19.343	+1.242	11:38:51.037

(122) UELLITON LOPES			
1	1:19.521	+1.178	11:25:38.964
2	1:20.578	+2.235	11:26:59.542
3	1:19.459	+1.116	11:28:19.001
4	1:19.217	+0.874	11:29:38.218
5	1:18.527	+0.184	11:30:56.745
6	1:18.343		11:32:15.088
7	1:21.568	+3.225	11:33:36.656
8	1:19.156	+0.813	11:34:55.812
9	1:18.411	+0.068	11:36:14.223
10	1:18.904	+0.561	11:37:33.127
11	1:19.980	+1.637	11:38:53.107

(93) VENÍCIO COSTALONGA			
1	1:20.605		11:25:36.935
2	1:22.345	+1.740	11:26:59.280
3	1:22.584	+1.979	11:28:21.864
4	1:24.701	+4.096	11:29:46.565
5	1:26.852	+6.247	11:31:13.417
6	1:26.415	+5.810	11:32:39.832
7	1:24.251	+3.646	11:34:04.083
8	1:33.641	+13.036	11:35:37.724
9	1:28.417	+7.812	11:37:06.141
10	1:28.089	+7.484	11:38:34.230

(47) GABRIEL FERREIRA			
1	1:25.844	+3.151	11:25:46.372
2	1:25.030	+2.337	11:27:11.402
3	1:24.831	+2.138	11:28:36.233
4	1:29.273	+6.580	11:30:05.506
5	1:28.829	+6.136	11:31:34.335
6	1:24.873	+2.180	11:32:59.208
7	1:26.018	+3.325	11:34:25.226
8	1:23.207	+0.514	11:35:48.433
9	1:23.323	+0.630	11:37:11.756
10	1:22.693		11:38:34.449

MX RONDÔNIA - 3a Etapa

Classificado por voltas

NACIONAL 125/230cc

São Felipe D'Oeste/RO 0,850 Km

Corrida

23/06/2024 11:40

Corrida iniciado em 11:23:02

POS	NUM	PILOTO	CATEGORIA	VOLTAS	DIF LÍDER	MOTO	CIDADE	PATROCINADOR/EQUIPE
1	24	THIAGO MARQUES	NAC 125/230CC	12		HONDA	VILHENA	CHURRU TORNO E SOLDA
2	94	GUTIERREZ VALANI	NAC 125/230CC	12	23.461	HONDA	NOVO HORIZONTE D	ELBINHO PREPARAÇÕES-LAVA JATO DO LOURINHO-EDSON L
3	164	KLEITON RIK	NAC 125/230CC	12	29.569	HONDA	COLORADO DO OEST	MK RACING-STAR MOTOS-RODRIGO MOTOR CAM-IGS TECNC
4	90	EDSON LOUVEM	NAC 125/230CC	12	33.819	HONDA	ROLIM DE MOURA	ELBINHO PREPARAÇÕES-NORTE MOTOS
5	31	JOÃO HELI	NAC 125/230CC	11	1 Volta	HONDA	ALTO PARAÍSO	FAZENDA OURO VERDE
6	222	WELLINGTON BRAUM	NAC 125/230CC	11	1 Volta	HONDA	ESPIGÃO D'OESTE	?? ENGENHARIA E PROJETOS-IMAGEM CONSTRUÇÕES E REF
7	122	UELLITON LOPES	NAC 125/230CC	11	1 Volta	HONDA	ALVORADA DO OESTE	FEDERAL BURGER-MECÂNICA LOPES-ROALEM MOTOS-ZEZINI
8	93	VENÍCIO COSTALONGA	NAC 125/230CC	10	2 Voltas	HONDA	CACOAL	GUIMA MOTOS-MARQUE'S BURGUER
9	47	GABRIEL FERREIRA	NAC 125/230CC	10	2 Voltas	HONDA	ROLIM DE MOURA	ZENILDO AUTOMAÇÃO ELÉTRICA

Margem da Vitoria

velocidade Media

Tempo Melhor volta

Melhor Veloc.

Melhor Volta por..

23.461

40,174

1:07.582

45,278

24 - THIAGO MARQUES

Cronometragem: MARCOS A. MANCINI - www.mancini.esp.br

Orbits

MX RONDÔNIA - 3a Etapa

NACIONAL 125/230cc

São Felipe D'Oeste/RO 1,000 Km

Treino Cronometrado

22/06/2024 14:00

Qualificação iniciado em 15:17:10

Lap	Lap Tm	Diff	Time of Day
(164) KLEITON RIK			
1	1:19.518	+6.347	15:19:45.858
2	1:16.141	+2.970	15:21:01.999
3	1:15.912	+2.741	15:22:17.911
4	1:14.073	+0.902	15:23:31.984
5	1:13.171		15:24:45.155
6	1:39.279	+26.108	15:26:24.434
(90) EDSON LOUVEM			
1	1:18.002	+3.256	15:19:55.083
2	1:20.469	+5.723	15:21:15.552
3	1:16.509	+1.763	15:22:32.061
4	1:18.671	+3.925	15:23:50.732
5	1:17.333	+2.587	15:25:08.065
6	1:19.320	+4.574	15:26:27.385
7	1:19.731	+4.985	15:27:47.116
8	2:09.966	+55.220	15:29:57.082
9	1:14.746		15:31:11.828
10	1:16.155	+1.409	15:32:27.983
(31) JOÃO HELI			
1	1:18.867		15:19:42.852
2	2:02.490	+43.623	15:21:45.342
(222) WELLINGTON BRAUM			
1	1:19.515	+0.508	15:19:57.738
2	1:22.291	+3.284	15:21:20.029
3	1:19.085	+0.078	15:22:39.114
4	1:19.552	+0.545	15:23:58.666
5	1:19.007		15:25:17.673
(23) DYEFERSON RIBEIRO			
1	1:24.756	+5.153	15:20:04.132
2	1:19.603		15:21:23.735
3	1:21.444	+1.841	15:22:45.179
4	1:19.605	+0.002	15:24:04.784
5	1:20.502	+0.899	15:25:25.286
6	1:22.843	+3.240	15:26:48.129
7	1:24.407	+4.804	15:28:12.536
(122) UELLITON LOPES			
1	1:27.277	+4.818	15:19:54.844
2	1:24.925	+2.466	15:21:19.769
3	1:25.933	+3.474	15:22:45.702
4	1:25.686	+3.227	15:24:11.388
5	1:23.210	+0.751	15:25:34.598
6	1:23.257	+0.798	15:26:57.855
7	1:29.640	+7.181	15:28:27.495
8	1:25.915	+3.456	15:29:53.410
9	1:22.459		15:31:15.869
10	1:23.453	+0.994	15:32:39.322
(93) VENÍCIO COSTALONGA			
1	1:36.786	+11.940	15:20:16.222
2	1:28.101	+3.255	15:21:44.323
3	1:25.805	+0.959	15:23:10.128
4	1:24.846		15:24:34.974
5	1:32.670	+7.824	15:26:07.644
(612) ALEXANDRO CHIARAPA			
1	1:32.848	+7.239	15:20:06.252
2	1:26.762	+1.153	15:21:33.014
3	1:25.609		15:22:58.623
4	2:22.192	+56.583	15:25:20.815
5	1:47.559	+21.950	15:27:08.374

Lap	Lap Tm	Diff	Time of Day
(47) GABRIEL FERREIRA			
1	1:33.340	+4.969	15:20:12.329
2	3:05.870	+1:37.499	15:23:18.199
3	1:33.898	+5.527	15:24:52.097
4	1:35.356	+6.985	15:26:27.453
5	1:28.371		15:27:55.824
6	1:30.927	+2.556	15:29:26.751
7	1:30.365	+1.994	15:30:57.116
8	1:30.532	+2.161	15:32:27.648

Lap Lap Tm Diff Time of Day

MX RONDÔNIA - 3a Etapa

Classificado pela melhor volta

NACIONAL 125/230cc

São Felipe D'Oeste/RO 1,000 Km

Treino Cronometrado

22/06/2024 14:00

Qualificação iniciado em 15:17:10

POS	NUM	PILOTO	CATEGORIA	M. TEMPO	DIF LÍDER	MOTO	CIDADE	PATROCINADOR/EQUIPE
1	164	KLEITON RIK	NAC 125/230CC	1:13.171		HONDA	COLORADO DO O	MK RACING-STAR MOTOS-RODRIGO MOTOR C
2	90	EDSON LOUVEM	NAC 125/230CC	1:14.746	1.575	HONDA	ROLIM DE MOUR	ELBINHO PREPARAÇÕES-NORTE MOTOS
3	31	JOÃO HELI	NAC 125/230CC	1:18.867	5.696	HONDA	ALTO PARAÍSO	FAZENDA OURO VERDE
4	222	WELLINGTON BRAUM	NAC 125/230CC	1:19.007	5.836	HONDA	ESPIGÃO D'OEST	?? ENGENHARIA E PROJETOS-IMAGEM CONST
5	23	DYEFERSON RIBEIRO	NAC 125/230CC	1:19.603	6.432	HONDA	ESPIGÃO D'OEST	BRUMATTI MOTOS
6	122	UELLITON LOPES	NAC 125/230CC	1:22.459	9.288	HONDA	ALVORADA DO O	FEDERAL BURGER-MECÂNICA LOPES-ROALEM
7	93	VENÍCIO COSTALONGA	NAC 125/230CC	1:24.846	11.675	HONDA	CACOAL	GUIMA MOTOS-MARQUE'S BURGUER
8	612	ALEXANDRO CHIARAPA	NAC 125/230CC	1:25.609	12.438	HONDA	ROLIM DE MOUR	REFLILAR-BETO TINTAS-MAX ALTA ELÉTRICA-
9	47	GABRIEL FERREIRA	NAC 125/230CC	1:28.371	15.200	HONDA	ROLIM DE MOUR	ZENILDO AUTOMAÇÃO ELÉTRICA

MX RONDÔNIA - 3a Etapa

NACIONAL INTERMEDIARIA

São Felipe D'Oeste/RO 0,850 Km

Corrida

23/06/2024 16:30

Corrida iniciado em 16:11:25

Lap	Lap Tm	Diff	Time of Day
(17) LUIS AZEVEDO			
1	1:09.983	+3.731	16:13:41.310
2	1:08.522	+2.270	16:14:49.832
3	1:06.252		16:15:56.084
4	1:06.889	+0.637	16:17:02.973
5	1:07.141	+0.889	16:18:10.114
6	1:07.490	+1.238	16:19:17.604
7	1:08.763	+2.511	16:20:26.367
8	1:09.610	+3.358	16:21:35.977
9	1:08.739	+2.487	16:22:44.716
10	1:10.421	+4.169	16:23:55.137
11	1:10.042	+3.790	16:25:05.179
12	1:10.168	+3.916	16:26:15.347

Lap	Lap Tm	Diff	Time of Day
(48) MARCELO SÁ			
1	1:07.208		16:13:42.142
2	1:09.613	+2.405	16:14:51.755
3	1:09.295	+2.087	16:16:01.050
4	1:08.062	+0.854	16:17:09.112
5	1:10.140	+2.932	16:18:19.252
6	1:08.305	+1.097	16:19:27.557
7	1:09.242	+2.034	16:20:36.799
8	1:08.770	+1.562	16:21:45.569
9	1:11.111	+3.903	16:22:56.680
10	1:09.805	+2.597	16:24:06.485
11	1:10.584	+3.376	16:25:17.069
12	1:11.560	+4.352	16:26:28.629

Lap	Lap Tm	Diff	Time of Day
(151) NATAN VALANI			
1	1:10.375	+2.543	16:13:39.848
2	1:09.225	+1.393	16:14:49.073
3	1:08.681	+0.849	16:15:57.754
4	1:07.832		16:17:05.586
5	1:09.779	+1.947	16:18:15.365
6	1:11.588	+3.756	16:19:26.953
7	1:12.705	+4.873	16:20:39.658
8	1:14.371	+6.539	16:21:54.029
9	1:14.276	+6.444	16:23:08.305
10	1:11.025	+3.193	16:24:19.330
11	1:10.323	+2.491	16:25:29.653
12	1:13.064	+5.232	16:26:42.717

Lap	Lap Tm	Diff	Time of Day
(32) DICKINSON DA SILVA			
1	1:09.109	+0.344	16:13:46.057
2	1:10.197	+1.432	16:14:56.254
3	1:08.765		16:16:05.019
4	1:09.816	+1.051	16:17:14.835
5	1:09.807	+1.042	16:18:24.642
6	1:11.523	+2.758	16:19:36.165
7	1:11.291	+2.526	16:20:47.456
8	1:11.092	+2.327	16:21:58.548
9	1:10.685	+1.920	16:23:09.233
10	1:10.671	+1.906	16:24:19.904
11	1:16.705	+7.940	16:25:36.609
12	1:12.306	+3.541	16:26:48.915

Lap	Lap Tm	Diff	Time of Day
(7) ROMÁRIO AVELINO			
1	1:11.301	+1.582	16:13:48.916
2	1:10.118	+0.399	16:14:59.034
3	1:10.136	+0.417	16:16:09.170
4	1:10.267	+0.548	16:17:19.437
5	1:10.611	+0.892	16:18:30.048
6	1:09.719		16:19:39.767
7	1:11.407	+1.688	16:20:51.174
8	1:10.697	+0.978	16:22:01.871

Lap	Lap Tm	Diff	Time of Day
9	1:10.659	+0.940	16:23:12.530
10	1:15.670	+5.951	16:24:28.200
11	1:11.757	+2.038	16:25:39.957
12	1:10.686	+0.967	16:26:50.643

Lap	Lap Tm	Diff	Time of Day
(96) RUAN BRAIAN			
1	1:13.485	+1.652	16:13:53.628
2	1:15.693	+3.860	16:15:09.321
3	1:14.429	+2.596	16:16:23.750
4	1:15.570	+3.737	16:17:39.320
5	1:11.833		16:18:51.153
6	1:12.903	+1.070	16:20:04.056
7	1:13.847	+2.014	16:21:17.903
8	1:16.552	+4.719	16:22:34.455
9	1:14.760	+2.927	16:23:49.215
10	1:16.479	+4.646	16:25:05.694
11	1:13.597	+1.764	16:26:19.291

Lap	Lap Tm	Diff	Time of Day
(9) DOUGLAS JAMES			
1	1:15.418	+0.948	16:13:52.119
2	1:16.137	+1.667	16:15:08.256
3	1:14.470		16:16:22.726
4	1:17.048	+2.578	16:17:39.774
5	1:14.891	+0.421	16:18:54.665
6	1:20.781	+6.311	16:20:15.446
7	1:26.450	+11.980	16:21:41.896
8	1:29.405	+14.935	16:23:11.301
9	1:25.251	+10.781	16:24:36.552
10	1:27.479	+13.009	16:26:04.031
11	1:28.106	+13.636	16:27:32.137

Lap	Lap Tm	Diff	Time of Day
(94) GUTIERREZ VALANI			
1	1:10.625	+0.185	16:13:40.734
2	1:10.440		16:14:51.174
3	1:11.106	+0.666	16:16:02.280
4	1:11.608	+1.168	16:17:13.888
5	1:13.190	+2.750	16:18:27.078
6	1:11.266	+0.826	16:19:38.344
7	1:11.260	+0.820	16:20:49.604
8	1:24.288	+13.848	16:22:13.892

Lap	Lap Tm	Diff	Time of Day
(51) GENALDO NOGUEIRA			
1	1:14.021	+1.144	16:13:52.794
2	1:14.801	+1.924	16:15:07.595
3	1:12.877		16:16:20.472
4	1:13.875	+0.998	16:17:34.347
5	1:28.076	+15.199	16:19:02.423
6	5:32.437	+4:19.560	16:24:34.860
7	1:16.335	+3.458	16:25:51.195
8	1:18.681	+5.804	16:27:09.876

Lap	Lap Tm	Diff	Time of Day
(44) RAFAEL HENRIQUE			
1	1:16.089		16:13:56.892

Lap	Lap Tm	Diff	Time of Day
(511) HUDSON PETRINO			
1	1:26.422		16:14:11.847

MX RONDÔNIA - 3a Etapa

Classificado por voltas

NACIONAL INTERMEDIARIA

São Felipe D'Oeste/RO 0,850 Km

Corrida

23/06/2024 16:30

Corrida iniciado em 16:11:25

POS	NUM	PILOTO	CATEGORIA	VOLTAS	DIF LÍDER	MOTO	CIDADE	PATROCINADOR/EQUIPE
1	17	LUIS AZEVEDO	NAC INTER	12		HONDA	CACOAL	STA ENGENHARIA-INSTALADORA SÃO LUIZ-MASTER MOTOS
2	48	MARCELO SÁ	NAC INTER	12	13.282	HONDA	SANTA LUZIA D'OEST	DISBARON BATERIAS-ÁGUIA MOTOS-IMPÉRIO UNIFORMES-L
3	151	NATAN VALANI	NAC INTER	12	27.370	HONDA	NOVO HORIZONTE D	
4	32	DICKINSON DA SILVA	NAC INTER	12	33.568	HONDA	ALTO PARAÍSO	FILHO MOTOS-PISTOLA-PAPEL VEÍCULOS-FABRICA CENT
5	7	ROMÁRIO AVELINO	NAC INTER	12	35.296	HONDA	SANTA LUZIA D'OEST	ELBINHO PREPARAÇÕES-POSTO DE MOLAS-PO LAQUINHO-GR
6	96	RUAN BRAIAN	NAC INTER	11	1 Volta	HONDA	ARIQUEMES	PLOTART INSULFILM-BOI NÃO PARA AGRONEGÓCIOS-ROIAS
7	9	DOUGLAS JAMES	NAC INTER	11	1 Volta	HONDA	CACOAL	TRUCK DIESEL-WANDIR TRATORES
8	94	GUTIERREZ VALANI	NAC INTER	8	4 Voltas	HONDA	NOVO HORIZONTE D	ELBINHO PREPARAÇÕES-LAVA JATO DO LOURINHO-EDSON L
9	51	GENALDO NOGUEIRA	NAC INTER	8	4 Voltas	HONDA	SANTA LUZIA D'OEST	SÍTIO MINAS GERAIS-DISTRIBUIDORA DISK BEER

Não classificado (50% = 6 Voltas)

44	RAFAEL HENRIQUE	NAC INTER	1	1 Voltas	HONDA	VILHENA	ACADEMIA ATLÉTICA FITNESS
511	HUDSON PETRINO	NAC INTER	1	1 Voltas	HONDA	PIMENTA BUENO	GRUPO CANOPUS

Margem da Vitoria

velocidade Media

Tempo Melhor volta

Melhor Veloc.

Melhor Volta por..

13.282

41,275

1:06.252

46,187

17 - LUIS AZEVEDO

Cronometragem: MARCOS A. MANCINI - www.mancini.esp.br

Orbits

MX RONDÔNIA - 3a Etapa

NACIONAL INTERMEDIARIA

São Felipe D'Oeste/RO 1,000 Km

Treino Cronometrado

22/06/2024 16:40

Qualificação iniciado em 17:00:10

Lap	Lap Tm	Diff	Time of Day
(17) LUIS AZEVEDO			
1	1:11.056	+5.270	17:02:45.192
2	1:07.533	+1.747	17:03:52.725
3	1:11.537	+5.751	17:05:04.262
4	1:06.907	+1.121	17:06:11.169
5	1:05.786		17:07:16.955
6	1:06.854	+1.068	17:08:23.809
7	1:10.740	+4.954	17:09:34.549
8	1:11.029	+5.243	17:10:45.578
9	1:11.875	+6.089	17:11:57.453
10	1:10.200	+4.414	17:13:07.653
11	1:11.447	+5.661	17:14:19.100
12	1:08.086	+2.300	17:15:27.186

(48) MARCELO SÁ			
1	1:07.343	+0.800	17:02:27.422
2	1:07.360	+0.817	17:03:34.782
3	1:06.885	+0.342	17:04:41.667
4	1:08.110	+1.567	17:05:49.777
5	2:59.760	+1:53.217	17:08:49.537
6	1:07.936	+1.393	17:09:57.473
7	1:06.543		17:11:04.016
8	1:15.351	+8.808	17:12:19.367
9	1:08.159	+1.616	17:13:27.526
10	1:06.865	+0.322	17:14:34.391

(7) ROMÁRIO AVELINO			
1	1:10.701	+3.354	17:02:53.658
2	1:07.347		17:04:01.005
3	1:09.661	+2.314	17:05:10.666
4	1:08.699	+1.352	17:06:19.365
5	1:08.116	+0.769	17:07:27.481
6	1:08.632	+1.285	17:08:36.113
7	1:10.031	+2.684	17:09:46.144
8	1:10.054	+2.707	17:10:56.198
9	1:12.166	+4.819	17:12:08.364
10	1:11.207	+3.860	17:13:19.571
11	1:12.633	+5.286	17:14:32.204

(32) DICKINSON DA SILVA			
1	1:12.794	+3.815	17:02:33.608
2	1:09.134	+0.155	17:03:42.742
3	1:08.979		17:04:51.721
4	1:11.099	+2.120	17:06:02.820
5	2:22.612	+1:13.633	17:08:25.432
6	1:18.037	+9.058	17:09:43.469

(96) RUAN BRAIAN			
1	1:17.866	+8.293	17:03:08.458
2	1:14.078	+4.505	17:04:22.536
3	1:15.426	+5.853	17:05:37.962
4	1:11.483	+1.910	17:06:49.445
5	1:10.204	+0.631	17:07:59.649
6	1:49.334	+39.761	17:09:48.983
7	1:52.199	+42.626	17:11:41.182
8	1:10.577	+1.004	17:12:51.759
9	1:09.573		17:14:01.332
10	2:16.450	+1:06.877	17:16:17.782

(84) JOÃO FRANCISCO			
1	1:11.884	+1.560	17:02:37.842
2	1:12.633	+2.309	17:03:50.475
3	1:10.831	+0.507	17:05:01.306
4	1:11.991	+1.667	17:06:13.297
5	1:10.324		17:07:23.621

Lap	Lap Tm	Diff	Time of Day
6	1:19.879	+9.555	17:08:43.500
7	2:10.558	+1:00.234	17:10:54.058
8	1:10.775	+0.451	17:12:04.833

(164) KLEITON RIK			
1	1:17.401	+4.346	17:02:35.383
2	1:14.567	+1.512	17:03:49.950
3	1:17.311	+4.256	17:05:07.261
4	1:16.467	+3.412	17:06:23.728
5	1:19.243	+6.188	17:07:42.971
6	1:13.296	+0.241	17:08:56.267
7	1:13.055		17:10:09.322

(190) WERIQUE HENRIQUE			
1	1:22.263	+6.617	17:03:06.414
2	1:20.867	+5.221	17:04:27.281
3	1:17.210	+1.564	17:05:44.491
4	1:16.811	+1.165	17:07:01.302
5	1:19.001	+3.355	17:08:20.303
6	1:19.564	+3.918	17:09:39.867
7	1:17.693	+2.047	17:10:57.560
8	1:16.235	+0.589	17:12:13.795
9	1:16.380	+0.734	17:13:30.175
10	1:15.646		17:14:45.821

(9) DOUGLAS JAMES			
1	1:19.299	+3.093	17:02:55.743
2	4:53.605	+3:37.399	17:07:49.348
3	1:41.884	+25.678	17:09:31.232
4	1:19.942	+3.736	17:10:51.174
5	1:16.206		17:12:07.380

(122) UELLITON LOPES			
1	1:26.284	+6.792	17:02:55.822
2	1:21.696	+2.204	17:04:17.518
3	1:20.313	+0.821	17:05:37.831
4	1:21.476	+1.984	17:06:59.307
5	1:20.280	+0.788	17:08:19.587
6	1:19.492		17:09:39.079
7	1:24.076	+4.584	17:11:03.155
8	1:23.438	+3.946	17:12:26.593
9	1:25.775	+6.283	17:13:52.368
10	1:27.121	+7.629	17:15:19.489

(511) HUDSON PETRINO			
1	1:27.659	+1.162	17:03:16.208
2	1:33.328	+6.831	17:04:49.536
3	1:26.497		17:06:16.033
4	6:06.862	+4:40.365	17:12:22.895

MX RONDÔNIA - 3a Etapa

Classificado pela melhor volta

NACIONAL INTERMEDIARIA

São Felipe D'Oeste/RO 1,000 Km

Treino Cronometrado

22/06/2024 16:40

Qualificação iniciado em 17:00:10

POS	NUM	PILOTO	CATEGORIA	M. TEMPO	DIF LÍDER	MOTO	CIDADE	PATROCINADOR/EQUIPE
1	17	LUIS AZEVEDO	NAC INTER	1:05.786		HONDA	CACOAL	STA ENGENHARIA-INSTALADORA SÃO LUIZ-MA
2	48	MARCELO SÁ	NAC INTER	1:06.543	0.757	HONDA	SANTA LUZIA D'O	DISBARON BATERIAS-ÁGUIA MOTOS-IMPÉRIO
3	7	ROMÁRIO AVELINO	NAC INTER	1:07.347	1.561	HONDA	SANTA LUZIA D'O	ELBINO PREPARAÇÕES-POSTO DE MOLAS PD
4	32	DICKINSON DA SILVA	NAC INTER	1:08.979	3.193	HONDA	ALTO PARAÍSO	FIJI MOTOS-ATLÉTICA-RAFFEL TEICELUS-FI
5	96	RUAN BRAIAN	NAC INTER	1:09.573	3.787	HONDA	ARIQUEMES	PLOTART INSULFILM-BOI NÃO PARA AGRONEG
6	84	JOÃO FRANCISCO	NAC INTER	1:10.324	4.538	HONDA	CACOAL	CAPIXABA IRRIGAÇÕES
7	164	KLEITON RIK	NAC INTER	1:13.055	7.269	HONDA	COLORADO DO O	MK RACING-STAR MOTOS OFICINA-RODRIGO
8	190	WERIQUE HENRIQUE	NAC INTER	1:15.646	9.860	HONDA	ROLIM DE MOUR	METALÚRGICA DO IRMÃO SAMUEL
9	9	DOUGLAS JAMES	NAC INTER	1:16.206	10.420	HONDA	CACOAL	TRUCK DIESEL-WANDIR TRATORES
10	122	UELLITON LOPES	NAC INTER	1:19.492	13.706	HONDA	ALVORADA DO O	FEDERAL BURGER-MECÂNICA LOPES-ROALEM
11	511	HUDSON PETRINO	NAC INTER	1:26.497	20.711	HONDA	PIMENTA BUENO	GRUPO CANOPUS

MX RONDÔNIA - 3a Etapa

NACIONAL MX3

São Felipe D'Oeste/RO 0,850 Km

Corrida

23/06/2024 15:00

Corrida iniciado em 14:57:00

Lap	Lap Tm	Diff	Time of Day
(77) ITAMAR TADEU			
1	1:10.179	+0.606	14:59:16.586
2	1:09.580	+0.007	15:00:26.166
3	1:10.858	+1.285	15:01:37.024
4	1:10.039	+0.466	15:02:47.063
5	1:10.324	+0.751	15:03:57.387
6	1:09.573		15:05:06.960
7	1:09.637	+0.064	15:06:16.597
8	1:09.798	+0.225	15:07:26.395
9	1:10.380	+0.807	15:08:36.775
10	1:10.178	+0.605	15:09:46.953
11	1:12.234	+2.661	15:10:59.187
12	1:11.909	+2.336	15:12:11.096

Lap	Lap Tm	Diff	Time of Day
(84) JOÃO FRANCISCO			
1	1:12.611	+1.342	14:59:20.850
2	1:11.512	+0.243	15:00:32.362
3	1:12.022	+0.753	15:01:44.384
4	1:11.944	+0.675	15:02:56.328
5	1:11.269		15:04:07.597
6	1:11.347	+0.078	15:05:18.944
7	1:11.512	+0.243	15:06:30.456
8	1:11.752	+0.483	15:07:42.208
9	1:12.749	+1.480	15:08:54.957
10	1:12.332	+1.063	15:10:07.289
11	1:11.705	+0.436	15:11:18.994
12	1:12.472	+1.203	15:12:31.466

Lap	Lap Tm	Diff	Time of Day
(51) GENALDO NOGUEIRA			
1	1:11.902	+1.675	14:59:23.444
2	1:11.964	+1.737	15:00:35.408
3	1:11.469	+1.242	15:01:46.877
4	1:10.227		15:02:57.104
5	1:12.871	+2.644	15:04:09.975
6	1:10.444	+0.217	15:05:20.419
7	1:11.423	+1.196	15:06:31.842
8	1:13.701	+3.474	15:07:45.543
9	1:12.934	+2.707	15:08:58.477
10	1:13.735	+3.508	15:10:12.212
11	1:14.230	+4.003	15:11:26.442
12	1:15.428	+5.201	15:12:41.870

Lap	Lap Tm	Diff	Time of Day
(44) RAFAEL HENRIQUE			
1	1:11.907	+0.879	14:59:21.915
2	1:11.713	+0.685	15:00:33.628
3	1:13.131	+2.103	15:01:46.759
4	1:11.819	+0.791	15:02:58.578
5	1:12.376	+1.348	15:04:10.954
6	1:11.708	+0.680	15:05:22.662
7	1:11.028		15:06:33.690
8	1:15.042	+4.014	15:07:48.732
9	1:14.295	+3.267	15:09:03.027
10	1:13.822	+2.794	15:10:16.849
11	1:13.680	+2.652	15:11:30.529
12	1:14.195	+3.167	15:12:44.724

Lap	Lap Tm	Diff	Time of Day
(24) THIAGO MARQUES			
1	1:11.959	+2.641	14:59:22.986
2	1:13.180	+3.862	15:00:36.166
3	1:12.187	+2.869	15:01:48.353
4	1:33.497	+24.179	15:03:21.850
5	1:11.100	+1.782	15:04:32.950
6	1:12.019	+2.701	15:05:44.969
7	1:12.338	+3.020	15:06:57.307
8	1:09.318		15:08:06.625

Lap	Lap Tm	Diff	Time of Day
9	1:10.722	+1.404	15:09:17.347
10	1:10.795	+1.477	15:10:28.142
11	1:09.993	+0.675	15:11:38.135
12	1:15.599	+6.281	15:12:53.734

Lap	Lap Tm	Diff	Time of Day
(222) WELLINGTON BRAUM			
1	1:18.589		14:59:32.890
2	1:18.753	+0.164	15:00:51.643
3	1:21.035	+2.446	15:02:12.678
4	1:20.602	+2.013	15:03:33.280
5	1:20.903	+2.314	15:04:54.183
6	1:21.394	+2.805	15:06:15.577
7	1:22.762	+4.173	15:07:38.339
8	1:22.284	+3.695	15:09:00.623
9	1:21.586	+2.997	15:10:22.209
10	1:23.714	+5.125	15:11:45.923
11	1:21.155	+2.566	15:13:07.078

Lap	Lap Tm	Diff	Time of Day
(7) DAIANY KELLY			
1	1:26.772	+1.288	14:59:47.265
2	1:27.670	+2.186	15:01:14.935
3	1:33.336	+7.852	15:02:48.271
4	1:29.790	+4.306	15:04:18.061
5	1:26.335	+0.851	15:05:44.396
6	1:25.484		15:07:09.880
7	1:31.228	+5.744	15:08:41.108
8	1:43.114	+17.630	15:10:24.222
9	1:28.771	+3.287	15:11:52.993
10	1:27.976	+2.492	15:13:20.969

MX RONDÔNIA - 3a Etapa

Classificado por voltas

NACIONAL MX3

São Felipe D'Oeste/RO 0,850 Km

Corrida

23/06/2024 15:00

Corrida iniciado em 14:57:00

POS	NUM	PILOTO	CATEGORIA	VOLTAS	DIF LÍDER	MOTO	CIDADE	PATROCINADOR/EQUIPE
1	77	ITAMAR TADEU	NAC MX3	12		HONDA	CACOAL	ITFMULTIMARCAS
2	84	JOÃO FRANCISCO	NAC MX3	12	20.370	HONDA	CACOAL	CAPIXABA IRRIGAÇÕES
3	51	GENALDO NOGUEIRA	NAC MX3	12	30.774	HONDA	SANTA LUZIA D'OESTE	SÍTIO MINAS GERAIS-DISTRIBUIDORA DISK BEER
4	44	RAFAEL HENRIQUE	NAC MX3	12	33.628	HONDA	VILHENA	
5	24	THIAGO MARQUES	NAC MX3	12	42.638	HONDA	VILHENA	CHURRU TORNO E SOLDA
6	222	WELLINGTON BRAUM	NAC MX3	11	1 Volta	HONDA	ESPIGÃO D'OESTE	?? ENGENHARIA E PROJETOS-IMAGEM CONSTRUÇÕES E REF
7	7	DAIANY KELLY	NAC MX3	10	2 Voltas	HONDA	SANTA LUZIA D'OESTE	ELBINO PREPARAÇÕES-POSTO DE MOLAS POLAQUINHO-GR

Margem da Vitoria

velocidade Media

Tempo Melhor volta

Melhor Veloc.

Melhor Volta por..

20.370

40,334

1:09.318

44,144

24 - THIAGO MARQUES

Cronometragem: MARCOS A. MANCINI - www.mancini.esp.br

Orbits



3ª ETAPA
2024
22/23 JUNHO
SÃO FELIPE



PREFEITURA MUNICIPAL DE
SÃO FELIPE D'OESTE

SETUR
Superintendência Estadual de
Turismo



MX RONDÔNIA - 3a Etapa

Classificado pela melhor volta

NACIONAL MX3

São Felipe D'Oeste/RO 1,000 Km

Treino Cronometrado

22/06/2024 15:30

Qualificação iniciado em 16:28:22

POS	NUM	PILOTO	CATEGORIA	M. TEMPO	DIF LÍDER	MOTO	CIDADE	PATROCINADOR/EQUIPE
1	77	ITAMAR TADEU	NAC MX3	1:05.686		HONDA	CACOAL	ITFMULTIMARCAS
2	84	JOÃO FRANCISCO	NAC MX3	1:09.814	4.128	HONDA	CACOAL	CAPIXABA IRRIGAÇÕES
3	222	WELLINGTON BRAUM	NAC MX3	1:15.218	9.532	HONDA	ESPIGÃO D'OEST	?? ENGENHARIA E PROJETOS-IMAGEM CONST
4	7	DAIANY KELLY	NAC MX3	1:22.475	16.789	HONDA	SANTA LUZIA D'C	ELBIRHO PREPARAÇÕES-POSTO DE MOLAS PD

Cronometragem: MARCOS A. MANCINI - www.mancini.esp.br

Orbits



MX RONDÔNIA - 3a Etapa

NACIONAL PRO

São Felipe D'Oeste/RO 0,850 Km

1a Bateria

23/06/2024 11:00

Corrida iniciado em 10:36:44

Lap	Lap Tm	Diff	Time of Day
(456) ENZO DOTTO			
1	1:06.215	+0.642	10:38:52.970
2	1:05.964	+0.391	10:39:58.934
3	1:05.943	+0.370	10:41:04.877
4	1:06.081	+0.508	10:42:10.958
5	1:06.697	+1.124	10:43:17.655
6	1:06.018	+0.445	10:44:23.673
7	1:05.573		10:45:29.246
8	1:07.205	+1.632	10:46:36.451
9	1:06.273	+0.700	10:47:42.724
10	1:05.910	+0.337	10:48:48.634
11	1:07.180	+1.607	10:49:55.814
12	1:09.246	+3.673	10:51:05.060
13	1:06.806	+1.233	10:52:11.866
14	1:08.631	+3.058	10:53:20.497
15	1:08.049	+2.476	10:54:28.546

Lap	Lap Tm	Diff	Time of Day
(6) UALISON MACHADO			
1	1:09.081	+3.008	10:38:59.363
2	1:07.996	+1.923	10:40:07.359
3	1:07.911	+1.838	10:41:15.270
4	1:06.473	+0.400	10:42:21.743
5	1:06.521	+0.448	10:43:28.264
6	1:06.588	+0.515	10:44:34.852
7	1:07.504	+1.431	10:45:42.356
8	1:07.635	+1.562	10:46:49.991
9	1:06.073		10:47:56.064
10	1:06.591	+0.518	10:49:02.655
11	1:06.860	+0.787	10:50:09.515
12	1:07.725	+1.652	10:51:17.240
13	1:06.718	+0.645	10:52:23.958
14	1:07.787	+1.714	10:53:31.745
15	1:08.481	+2.408	10:54:40.226

Lap	Lap Tm	Diff	Time of Day
(17) LUIS AZEVEDO			
1	1:08.082	+2.498	10:38:56.348
2	1:07.341	+1.757	10:40:03.689
3	1:07.417	+1.833	10:41:11.106
4	1:07.875	+2.291	10:42:18.981
5	1:07.399	+1.815	10:43:26.380
6	1:06.713	+1.129	10:44:33.093
7	1:08.013	+2.429	10:45:41.106
8	1:08.389	+2.805	10:46:49.495
9	1:08.962	+3.378	10:47:58.457
10	1:08.188	+2.604	10:49:06.645
11	1:05.584		10:50:12.229
12	1:06.507	+0.923	10:51:18.736
13	1:06.719	+1.135	10:52:25.455
14	1:07.734	+2.150	10:53:33.189
15	1:08.770	+3.186	10:54:41.959

Lap	Lap Tm	Diff	Time of Day
(9) LEANDRO ANDRÉ			
1	1:08.685	+3.361	10:38:58.147
2	1:08.616	+3.292	10:40:06.763
3	1:06.925	+1.601	10:41:13.688
4	1:06.848	+1.524	10:42:20.536
5	1:06.672	+1.348	10:43:27.208
6	1:06.746	+1.422	10:44:33.954
7	1:07.458	+2.134	10:45:41.412
8	1:09.781	+4.457	10:46:51.193
9	1:08.066	+2.742	10:47:59.259
10	1:05.324		10:49:04.583
11	1:08.336	+3.012	10:50:12.919
12	1:06.672	+1.348	10:51:19.591
13	1:07.394	+2.070	10:52:26.985

Lap	Lap Tm	Diff	Time of Day
14	1:10.245	+4.921	10:53:37.230
15	1:09.708	+4.384	10:54:46.938
(48) MARCELO SÁ			
1	1:09.290	+1.410	10:39:00.586
2	1:08.546	+0.666	10:40:09.132
3	1:09.316	+1.436	10:41:18.448
4	1:07.880		10:42:26.328
5	1:07.901	+0.021	10:43:34.229
6	1:08.385	+0.505	10:44:42.614
7	1:08.060	+0.180	10:45:50.674
8	1:09.570	+1.690	10:47:00.244
9	1:08.866	+0.986	10:48:09.110
10	1:09.629	+1.749	10:49:18.739
11	1:10.530	+2.650	10:50:29.269
12	1:11.256	+3.376	10:51:40.525
13	1:11.800	+3.920	10:52:52.325
14	1:12.533	+4.653	10:54:04.858
15	1:13.142	+5.262	10:55:18.000

Lap	Lap Tm	Diff	Time of Day
(7) ROMÁRIO AVELINO			
1	1:10.585	+1.844	10:39:03.017
2	1:10.219	+1.478	10:40:13.236
3	1:09.955	+1.214	10:41:23.191
4	1:10.011	+1.270	10:42:33.202
5	1:08.741		10:43:41.943
6	1:09.282	+0.541	10:44:51.225
7	1:09.394	+0.653	10:46:00.619
8	1:09.230	+0.489	10:47:09.849
9	1:10.516	+1.775	10:48:20.365
10	1:09.698	+0.957	10:49:30.063
11	1:11.467	+2.726	10:50:41.530
12	1:09.610	+0.869	10:51:51.140
13	1:10.517	+1.776	10:53:01.657
14	1:10.338	+1.597	10:54:11.995
15	1:10.541	+1.800	10:55:22.536

Lap	Lap Tm	Diff	Time of Day
(77) ITAMAR TADEU			
1	1:11.072	+1.529	10:39:05.949
2	1:09.543		10:40:15.492
3	1:10.725	+1.182	10:41:26.217
4	1:09.765	+0.222	10:42:35.982
5	1:10.647	+1.104	10:43:46.629
6	1:10.932	+1.389	10:44:57.561
7	1:09.637	+0.094	10:46:07.198
8	1:10.625	+1.082	10:47:17.823
9	1:10.776	+1.233	10:48:28.599
10	1:10.857	+1.314	10:49:39.456
11	1:10.821	+1.278	10:50:50.277
12	1:11.124	+1.581	10:52:01.401
13	1:11.503	+1.960	10:53:12.904
14	1:18.037	+8.494	10:54:30.941

Lap	Lap Tm	Diff	Time of Day
(96) RUAN BRAIAN			
1	1:10.096	+0.178	10:39:02.126
2	1:10.191	+0.273	10:40:12.317
3	1:10.372	+0.454	10:41:22.689
4	1:09.918		10:42:32.607
5	1:13.016	+3.098	10:43:45.623
6	1:13.066	+3.148	10:44:58.689
7	1:14.209	+4.291	10:46:12.898
8	1:14.531	+4.613	10:47:27.429
9	1:13.651	+3.733	10:48:41.080
10	1:12.299	+2.381	10:49:53.379
11	1:10.935	+1.017	10:51:04.314
12	1:10.718	+0.800	10:52:15.032

Lap	Lap Tm	Diff	Time of Day
13	1:11.755	+1.837	10:53:26.787
14	1:15.066	+5.148	10:54:41.853
(84) JOÃO FRANCISCO			
1	1:10.834		10:39:07.709
2	1:11.700	+0.866	10:40:19.409
3	1:11.741	+0.907	10:41:31.150
4	1:12.032	+1.198	10:42:43.182
5	1:10.989	+0.155	10:43:54.171
6	1:11.007	+0.173	10:45:05.178
7	1:11.988	+1.154	10:46:17.166
8	1:11.229	+0.395	10:47:28.395
9	1:11.581	+0.747	10:48:39.976
10	1:11.045	+0.211	10:49:51.021
11	1:12.250	+1.416	10:51:03.271
12	1:16.551	+5.717	10:52:19.822
13	1:16.736	+5.902	10:53:36.558
14	1:15.849	+5.015	10:54:52.407

Lap	Lap Tm	Diff	Time of Day
(151) NATAN VALANI			
1	1:10.597	+0.402	10:39:04.571
2	1:10.195		10:40:14.766
3	1:30.090	+19.895	10:41:44.856
4	1:13.564	+3.369	10:42:58.420
5	1:13.012	+2.817	10:44:11.432
6	1:10.673	+0.478	10:45:22.105
7	1:20.623	+10.428	10:46:42.728
8	1:25.176	+14.981	10:48:07.904

Lap	Lap Tm	Diff	Time of Day
(511) MATEUS LARA			
1	1:14.563		10:39:12.779
2	1:15.550	+0.987	10:40:28.329
3	1:16.083	+1.520	10:41:44.412
4	1:15.964	+1.401	10:43:00.376
5	1:18.569	+4.006	10:44:18.945
6	1:19.662	+5.099	10:45:38.607
7	1:20.603	+6.040	10:46:59.210
8	1:22.416	+7.853	10:48:21.626

MX RONDÔNIA - 3a Etapa

Classificado por voltas

NACIONAL PRO

São Felipe D'Oeste/RO 0,850 Km

1a Bateria

23/06/2024 11:00

Corrida iniciado em 10:36:44

POS	NUM	PILOTO	CATEGORIA	VOLTAS	DIF LÍDER	MOTO	CIDADE	PATROCINADOR/EQUIPE
1	456	ENZO DOTTO	NAC PRO	15		HONDA	CACOAL	
2	6	UALISON MACHADO	NAC PRO	15	11.680	HONDA	SÃO MIGUEL DO GUA	ELBINO PREPARAÇÕES-BRONATTI MOTOS-HOJE SIM HOJE NÃO
3	17	LUIS AZEVEDO	NAC PRO	15	13.413	HONDA	CACOAL	STA ENGENHARIA-INSTALADORA SÃO LUIZ-MASTER MOTOS
4	9	LEANDRO ANDRÉ	NAC PRO	15	18.392	HONDA	CACOAL	
5	48	MARCELO SÁ	NAC PRO	15	49.454	HONDA	SANTA LUZIA D'OEST	DISBARON BATERIAS-ÁGUA MOTOS-IMPÉRIO UNIFORMES-L
6	7	ROMÁRIO AVELINO	NAC PRO	15	53.990	HONDA	SANTA LUZIA D'OEST	ELBINO PREPARAÇÕES-POSTO DE MOLAS POLAQUINHO-GR
7	77	ITAMAR TADEU	NAC PRO	14	1 Volta	HONDA	CACOAL	ITFMULTIMARCAS
8	96	RUAN BRAIAN	NAC PRO	14	1 Volta	HONDA	ARIQUEMES	PLOTART INSULFILM-BOI NÃO PARA AGRONEGÓCIOS-ROIAS
9	84	JOÃO FRANCISCO	NAC PRO	14	1 Volta	HONDA	CACOAL	CAPIXABA IRRIGAÇÕES
10	151	NATAN VALANI	NAC PRO	8	7 Voltas	HONDA	NOVO HORIZONTE D	
11	511	MATEUS LARA	NAC PRO	8	7 Voltas	HONDA	PIMENTA BUENO	CANOPUS MOTOS PIMENTA BUENO-NA BRASA DELIVERY

Margem da Vitoria

velocidade Media

Tempo Melhor volta

Melhor Veloc.

Melhor Volta por..

11.680

43,132

1:05.324

46,843

9 - LEANDRO ANDRÉ

Cronometragem: MARCOS A. MANCINI - www.mancini.esp.br

Orbits

MX RONDÔNIA - 3a Etapa

NACIONAL PRO

São Felipe D'Oeste/RO 0,850 Km

2a Bateria

23/06/2024 13:00

Corrida iniciado em 13:43:14

Lap	Lap Tm	Diff	Time of Day
(456) ENZO DOTTO			
1	1:12.238	+4.867	13:45:35.333
2	1:09.204	+1.833	13:46:44.537
3	1:09.276	+1.905	13:47:53.813
4	1:08.991	+1.620	13:49:02.804
5	1:08.806	+1.435	13:50:11.610
6	1:07.371		13:51:18.981
7	1:08.340	+0.969	13:52:27.321
8	1:08.289	+0.918	13:53:35.610
9	1:09.247	+1.876	13:54:44.857
10	1:10.735	+3.364	13:55:55.592
11	1:10.599	+3.228	13:57:06.191
12	1:11.488	+4.117	13:58:17.679
13	1:11.745	+4.374	13:59:29.424
14	1:14.135	+6.764	14:00:43.559
(6) UALISON MACHADO			
1	1:12.598	+4.228	13:45:40.123
2	1:10.865	+2.495	13:46:50.988
3	1:09.016	+0.646	13:48:00.004
4	1:08.370		13:49:08.374
5	1:08.997	+0.627	13:50:17.371
6	1:10.867	+2.497	13:51:28.238
7	1:10.067	+1.697	13:52:38.305
8	1:11.472	+3.102	13:53:49.777
9	1:11.145	+2.775	13:55:00.922
10	1:13.949	+5.579	13:56:14.871
11	1:13.029	+4.659	13:57:27.900
12	1:11.047	+2.677	13:58:38.947
13	1:08.579	+0.209	13:59:47.526
14	1:10.883	+2.513	14:00:58.409
(17) LUIS AZEVEDO			
1	1:13.627	+4.434	13:45:44.599
2	1:11.769	+2.576	13:46:56.368
3	1:11.806	+2.613	13:48:08.174
4	1:12.419	+3.226	13:49:20.593
5	1:12.137	+2.944	13:50:32.730
6	1:10.605	+1.412	13:51:43.335
7	1:10.606	+1.413	13:52:53.941
8	1:11.207	+2.014	13:54:05.148
9	1:11.432	+2.239	13:55:16.580
10	1:11.589	+2.396	13:56:28.169
11	1:10.061	+0.868	13:57:38.230
12	1:09.252	+0.059	13:58:47.482
13	1:09.193		13:59:56.675
14	1:09.359	+0.166	14:01:06.034
(7) ROMÁRIO AVELINO			
1	1:15.089	+6.268	13:45:43.835
2	1:14.113	+5.292	13:46:57.948
3	1:13.483	+4.662	13:48:11.431
4	1:13.223	+4.402	13:49:24.654
5	1:11.098	+2.277	13:50:35.752
6	1:12.246	+3.425	13:51:47.998
7	1:10.833	+2.012	13:52:58.831
8	1:11.454	+2.633	13:54:10.285
9	1:09.157	+0.336	13:55:19.442
10	1:09.799	+0.978	13:56:29.241
11	1:10.009	+1.188	13:57:39.250
12	1:09.248	+0.427	13:58:48.498
13	1:08.821		13:59:57.319
14	1:10.195	+1.374	14:01:07.514
(9) LEANDRO ANDRÉ			

Lap	Lap Tm	Diff	Time of Day
1	1:13.311	+3.109	13:45:38.339
2	1:12.019	+1.817	13:46:50.358
3	1:13.115	+2.913	13:48:03.473
4	1:12.914	+2.712	13:49:16.387
5	1:11.646	+1.444	13:50:28.033
6	1:13.649	+3.447	13:51:41.682
7	1:14.364	+4.162	13:52:56.046
8	1:13.342	+3.140	13:54:09.388
9	1:12.040	+1.838	13:55:21.428
10	1:11.696	+1.494	13:56:33.124
11	1:11.596	+1.394	13:57:44.720
12	1:10.202		13:58:54.922
13	1:10.204	+0.002	14:00:05.126
14	1:10.583	+0.381	14:01:15.709
(48) MARCELO SÁ			
1	1:16.130	+5.399	13:45:47.914
2	1:15.475	+4.744	13:47:03.389
3	1:12.075	+1.344	13:48:15.464
4	1:11.826	+1.095	13:49:27.290
5	1:12.165	+1.434	13:50:39.455
6	1:11.523	+0.792	13:51:50.978
7	1:11.182	+0.451	13:53:02.160
8	1:11.423	+0.692	13:54:13.583
9	1:11.084	+0.353	13:55:24.667
10	1:10.971	+0.240	13:56:35.638
11	1:10.731		13:57:46.369
12	1:10.771	+0.040	13:58:57.140
13	1:11.637	+0.906	14:00:08.777
14	1:10.972	+0.241	14:01:19.749
(511) MATEUS LARA			
1	1:20.571		13:45:50.550
2	1:22.355	+1.784	13:47:12.905
3	1:23.509	+2.938	13:48:36.414
4	1:27.233	+6.662	13:50:03.647
5	1:28.209	+7.638	13:51:31.856
6	1:33.121	+12.550	13:53:04.977
7	1:26.172	+5.601	13:54:31.149
8	1:33.797	+13.226	13:56:04.946
9	1:25.822	+5.251	13:57:30.768
10	1:29.440	+8.869	13:59:00.208
11	1:23.029	+2.458	14:00:23.237
12	1:23.556	+2.985	14:01:46.793
(96) RUAN BRAIAN			
1	1:18.979	+3.163	13:45:52.954
2	1:32.497	+16.681	13:47:25.451
3	1:27.816	+12.000	13:48:53.267
4	1:19.757	+3.941	13:50:13.024
5	1:21.279	+5.463	13:51:34.303
6	1:15.816		13:52:50.119
7	1:23.965	+8.149	13:54:14.084
8	1:22.565	+6.749	13:55:36.649
9	1:21.552	+5.736	13:56:58.201
10	1:32.558	+16.742	13:58:30.759
11	1:45.322	+29.506	14:00:16.081

MX RONDÔNIA - 3a Etapa

Classificado por voltas

NACIONAL PRO

São Felipe D'Oeste/RO 0,850 Km

2a Bateria

23/06/2024 13:00

Corrida iniciado em 13:43:14

POS	NUM	PILOTO	CATEGORIA	VOLTAS	DIF LÍDER	MOTO	CIDADE	PATROCINADOR/EQUIPE
1	456	ENZO DOTTO	NAC PRO	14		HONDA	CACOAL	
2	6	UALISON MACHADO	NAC PRO	14	14.850	HONDA	SÃO MIGUEL DO GUA	ELBINO PREPARAÇÕES-BRONATTI MOTOS-HOJE SIM NOTE
3	17	LUIS AZEVEDO	NAC PRO	14	22.475	HONDA	CACOAL	STA ENGENHARIA-INSTALADORA SÃO LUIZ-MASTER MOTOS
4	7	ROMÁRIO AVELINO	NAC PRO	14	23.955	HONDA	SANTA LUZIA D'OEST	ELBINO PREPARAÇÕES-POSTO DE MOLAS POLAQUINHO-GR
5	9	LEANDRO ANDRÉ	NAC PRO	14	32.150	HONDA	CACOAL	
6	48	MARCELO SÁ	NAC PRO	14	36.190	HONDA	SANTA LUZIA D'OEST	DISBARON BATERIAS-ÁGUIA MOTOS-IMPÉRIO UNIFORMES-L
7	511	MATEUS LARA	NAC PRO	12	2 Voltas	HONDA	PIMENTA BUENO	CANOPUS MOTOS PIMENTA BUENO-NA BRASA DELIVERY
8	96	RUAN BRAIAN	NAC PRO	11	3 Voltas	HONDA	ARIQUEMES	PLOTART INSULFILM-BOI NÃO PARA AGRONEGÓCIOS-ROIAS

Margem da Vitoria

velocidade Media

Tempo Melhor volta

Melhor Veloc.

Melhor Volta por..

14.850

40,827

1:07.371

45,420

456 - ENZO DOTTO

Cronometragem: MARCOS A. MANCINI - www.mancini.esp.br

Orbits



3ª ETAPA
2024
22/23 JUNHO
SÃO FELIPE



PREFEITURA MUNICIPAL DE
SÃO FELIPE D'OESTE

SETUR
Superintendência Estadual de
Turismo




MX RONDÔNIA - 3a Etapa

NACIONAL PRO

São Felipe D'Oeste/RO 0,850 Km

RESULTADO GERAL



POS	NUM	PILOTO	1 B	2 B	TOTAL	MOTO	CIDADE	PATROCINADOR/EQUIPE
1	456	ENZO DOTTO	25	25	50	HONDA	CACOAL	
2	6	UALISON MACHADO	22	22	44	HONDA	SÃO MIGUEL DO GUAPORÉ	ELIENHO PREPARAÇÕES-BRUNATTI MOTOS-ROJES
3	17	LUIS AZEVEDO	20	20	40	HONDA	CACOAL	STA ENGENHARIA-INSTALADORA SÃO LUIZ-MASTE
4	9	LEANDRO ANDRÉ	18	16	34	HONDA	CACOAL	
5	7	ROMÁRIO AVELINO	15	18	33	HONDA	SANTA LUZIA D'OESTE	ELIENHO PREPARAÇÕES-POSTO DE NOLAS POLAQUI
6	48	MARCELO SÁ	16	15	31	HONDA	SANTA LUZIA D'OESTE	DISBARON BATERIAS-ÁGUA MOTOS-IMPÉRIO UNIF
7	96	RUAN BRAIAN	13	13	26	HONDA	ARIQUEMES	PLOTART INSULFILM-BOI NÃO PARA AGRONEGÓCIO
8	511	MATEUS LARA	10	14	24	HONDA	PIMENTA BUENO	CANOPUS MOTOS PIMENTA BUENO-NA BRASA DEL
9	77	ITAMAR TADEU	14	--	14	HONDA	CACOAL	ITFMULTIMARCAS
10	84	JOÃO FRANCISCO	12	--	12	HONDA	CACOAL	CAPIXABA IRRIGAÇÕES
11	151	NATAN VALANI	11	--	11	HONDA	NOVO HORIZONTE DO OESTE	



MX RONDÔNIA - 3a Etapa

NACIONAL PRO

São Felipe D'Oeste/RO 1,000 Km

Treino Cronometrado

22/06/2024 13:00

Qualificação iniciado em 14:39:02

Lap	Lap Tm	Diff	Time of Day
(456) ENZO DOTTO			
1	1:23.675	+15.839	14:41:42.550
2	2:02.015	+54.179	14:43:44.565
3	1:10.604	+2.768	14:44:55.169
4	1:16.235	+8.399	14:46:11.404
5	1:08.808	+0.972	14:47:20.212
6	1:31.342	+23.506	14:48:51.554
7	1:27.383	+19.547	14:50:18.937
8	1:08.193	+0.357	14:51:27.130
9	1:07.836		14:52:34.966
10	1:43.901	+36.065	14:54:18.867
11	1:26.521	+18.685	14:55:45.388

(17) LUIS AZEVEDO			
1	5:23.203	+4:12.122	14:46:13.679
2	1:13.816	+2.735	14:47:27.495
3	1:15.100	+4.019	14:48:42.595
4	1:13.390	+2.309	14:49:55.985
5	1:15.496	+4.415	14:51:11.481
6	1:13.394	+2.313	14:52:24.875
7	1:11.081		14:53:35.956
8	1:13.908	+2.827	14:54:49.864

(6) UALISON MACHADO			
1	1:37.963	+26.047	14:42:15.487
2	1:22.683	+10.767	14:43:38.170
3	1:15.619	+3.703	14:44:53.789
4	1:11.916		14:46:05.705
5	1:13.696	+1.780	14:47:19.401
6	1:16.840	+4.924	14:48:36.241
7	1:13.731	+1.815	14:49:49.972
8	1:12.567	+0.651	14:51:02.539
9	1:43.534	+31.618	14:52:46.073
10	1:12.369	+0.453	14:53:58.442

(48) MARCELO SÁ			
1	1:18.228	+6.171	14:42:55.258
2	1:14.599	+2.542	14:44:09.857
3	1:15.073	+3.016	14:45:24.930
4	1:15.045	+2.988	14:46:39.975
5	1:18.620	+6.563	14:47:58.595
6	2:25.168	+1:13.111	14:50:23.763
7	1:12.394	+0.337	14:51:36.157
8	1:12.057		14:52:48.214

(77) ITAMAR TADEU			
1	1:33.874	+20.051	14:42:48.633
2	1:30.100	+16.277	14:44:18.733
3	1:24.353	+10.530	14:45:43.086
4	1:16.941	+3.118	14:47:00.027
5	1:21.053	+7.230	14:48:21.080
6	1:20.784	+6.961	14:49:41.864
7	1:13.823		14:50:55.687
8	1:28.099	+14.276	14:52:23.786
9	1:14.621	+0.796	14:53:38.407

(7) ROMÁRIO AVELINO			
1	1:33.691	+18.902	14:42:28.782
2	1:23.690	+8.901	14:43:52.472
3	1:20.622	+5.833	14:45:13.094
4	1:23.688	+8.899	14:46:36.782
5	2:01.338	+46.549	14:48:38.120
6	1:16.444	+1.655	14:49:54.564
7	1:14.789		14:51:09.353
8	1:17.267	+2.478	14:52:26.620

Lap	Lap Tm	Diff	Time of Day
9	1:15.589	+0.800	14:53:42.209
10	1:15.047	+0.258	14:54:57.256

(84) JOÃO FRANCISCO			
1	1:23.576	+6.934	14:42:02.266
2	1:18.905	+2.263	14:43:21.171
3	1:16.642		14:44:37.813
4	1:18.321	+1.679	14:45:56.134
5	1:38.764	+22.122	14:47:34.898

(9) LEANDRO ANDRÉ			
1	1:26.134	+9.152	14:42:17.796
2	1:39.023	+22.041	14:43:56.819
3	1:17.608	+0.626	14:45:14.427
4	1:16.982		14:46:31.409
5	1:17.542	+0.560	14:47:48.951
6	2:38.923	+1:21.941	14:50:27.874
7	1:27.191	+10.209	14:51:55.065
8	2:02.439	+45.457	14:53:57.504
9	1:31.577	+14.595	14:55:29.081

(511) MATEUS LARA			
1	1:38.581	+14.591	14:42:35.157
2	1:26.416	+2.426	14:44:01.573
3	3:13.155	+1:49.165	14:47:14.728
4	1:29.536	+5.546	14:48:44.264
5	1:26.210	+2.220	14:50:10.474
6	1:23.990		14:51:34.464
7	1:24.017	+0.027	14:52:58.481
8	1:28.246	+4.256	14:54:26.727
9	1:28.971	+4.981	14:55:55.698

(32) DICKSON DA SILVA			
1	4:46.133	+3:18.837	14:45:33.262
2	1:28.952	+1.656	14:47:02.214
3	1:27.296		14:48:29.510
4	1:32.492	+5.196	14:50:02.002
5	1:27.672	+0.376	14:51:29.674
6	3:09.913	+1:42.617	14:54:39.587

(96) RUAN BRAIAN			
1	1:35.817		14:41:58.627
2	4:45.402	+3:09.585	14:46:44.029

MX RONDÔNIA - 3a Etapa

Classificado pela melhor volta

NACIONAL PRO

São Felipe D'Oeste/RO 1,000 Km

Treino Cronometrado

22/06/2024 13:00

Qualificação iniciado em 14:39:02

POS	NUM	PILOTO	CATEGORIA	M. TEMPO	DIF LÍDER	MOTO	CIDADE	PATROCINADOR/EQUIPE
1	456	ENZO DOTTO	NAC PRO	1:07.836		HONDA	CACOAL	
2	17	LUIS AZEVEDO	NAC PRO	1:11.081	3.245	HONDA	CACOAL	STA ENGENHARIA-INSTALADORA SÃO LUIZ-MA
3	6	UALISON MACHADO	NAC PRO	1:11.916	4.080	HONDA	SÃO MIGUEL DO	ELBIHO PREPARAÇÕES-BOHNATI MOTOS-HI
4	48	MARCELO SÁ	NAC PRO	1:12.057	4.221	HONDA	SANTA LUZIA D'O	DISBARD BATERIAS-ÉGUA MOTOS-IMPÉRIO
5	77	ITAMAR TADEU	NAC PRO	1:13.823	5.987	HONDA	CACOAL	ITFMULTIMARCAS
6	7	ROMÁRIO AVELINO	NAC PRO	1:14.789	6.953	HONDA	SANTA LUZIA D'O	ELBIHO PREPARAÇÕES-POSTO DE MOLAS PD
7	84	JOÃO FRANCISCO	NAC PRO	1:16.642	8.806	HONDA	CACOAL	CAPIXABA IRRIGAÇÕES
8	9	LEANDRO ANDRÉ	NAC PRO	1:16.982	9.146	HONDA	CACOAL	
9	511	MATEUS LARA	NAC PRO	1:23.990	16.154	HONDA	PIMENTA BUENO	CANOPUS MOTOS PIMENTA BUENO-NA BRASA
10	32	DICKSON DA SILVA	NAC PRO	1:27.296	19.460	HONDA	ALTO PARAÍSO	
11	96	RUAN BRAIAN	NAC PRO	1:35.817	27.981	HONDA	ARIQUEMES	PLOTART INSULFILM-BOI NÃO PARA AGRONEG